



GIS MAPPING

- Sanitary Sewer System

Star Sewer and Water District

Water and Sewer Inventory Table

3/4/2024

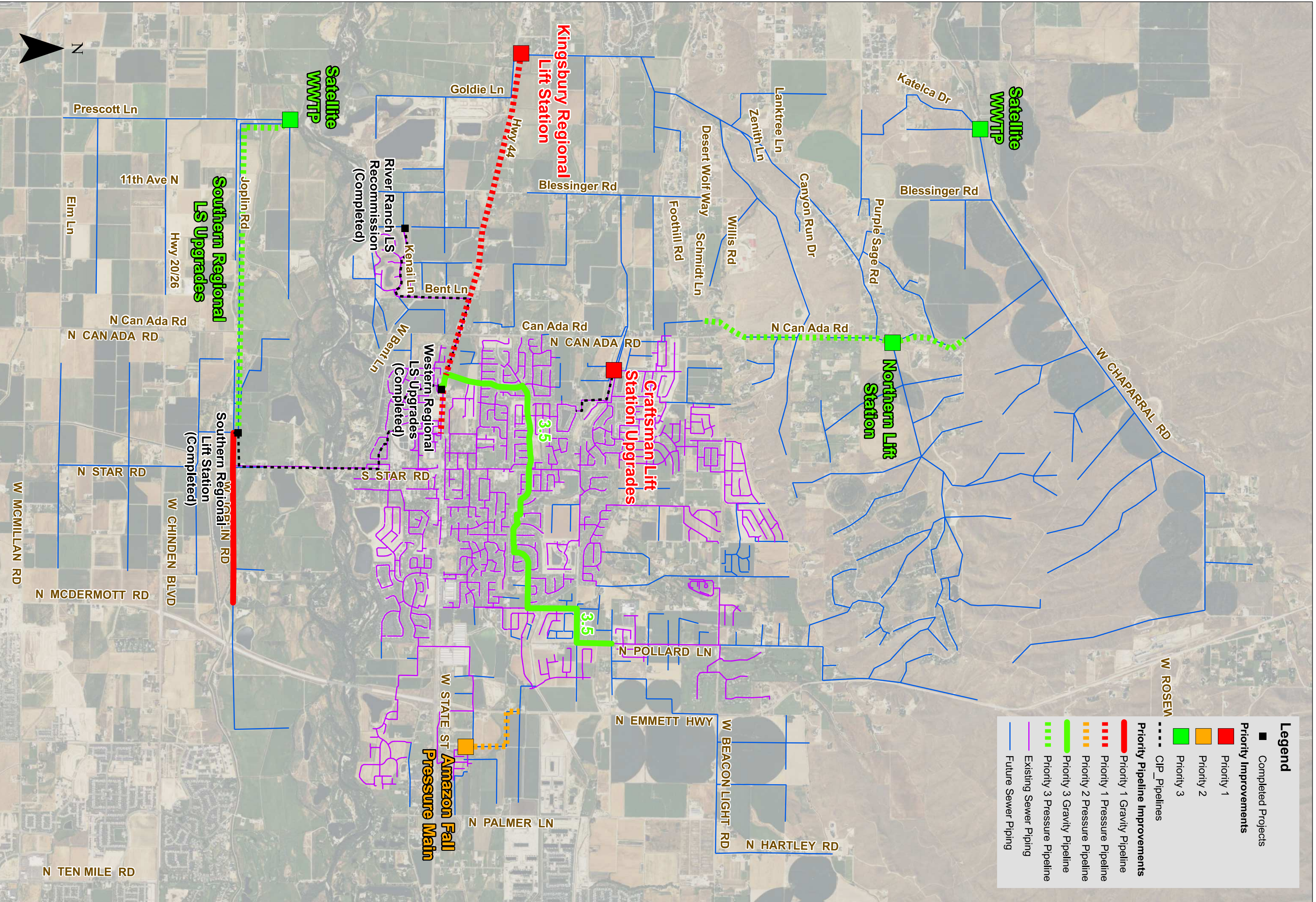


Water System			
Hydrants	1,330		
Meters			
Single	1,137		
Dual	4,047		
Total	5,184		
Valves			
Main Valves	2,862		
Fire Valve	1,467		
Fire Service	21		
Blow-Off	224		
WWTP	21		
ARV	5		
PRV	2		
Corp Stop	7		
Sampling Station	66		
Total	4,675		
Water Piping	Length		% of Total Pipe
	Feet	Miles	
1" (Sampling Stations)	59	0.01	0.01%
2"	1,476	0.28	0.22%
3"	934	0.18	0.14%
4"	217	0.04	0.03%
6"	46,408	8.79	6.77%
8"	441,193	83.56	64.37%
10"	56,219	10.65	8.20%
12"	115,905	21.95	16.91%
14"	9,446	1.79	1.38%
16"	10,209	1.93	1.49%
24"	3,380	0.64	0.49%
Total	685,446	129.82	

Sewer System			
Manholes	2911		
Pressure Sewer Piping	Length		% of Total Pipe
	Feet	Miles	
6"	15,311	2.90	34.80%
8"	15,932	3.02	36.22%
10"	3,662	0.69	8.32%
12"	7,396	1.40	16.81%
18"	1,691	0.32	3.84%
Total	43,992	8.33	
Gravity Sewer Piping	Length		% of Total Pipe
	Feet	Miles	
6"	375	0.07	0.07%
8"	433,219	82.05	79.14%
10"	38,040	7.20	6.95%
12"	41,275	7.82	7.54%
15"	18,210	3.45	3.33%
18"	7,528	1.43	1.38%
21"	3,397	0.64	0.62%
24"	5,332	1.01	0.97%
Total	547,376	103.67	

Legend

- Completed Projects
- Priority Improvements
 - Priority 1
 - Priority 2
 - Priority 3
- CIP_Pipelines
- Priority Pipeline Improvements
 - Priority 1 Gravity Pipeline
 - Priority 1 Pressure Pipeline
 - Priority 2 Pressure Pipeline
 - Priority 3 Gravity Pipeline
 - Priority 3 Pressure Pipeline
- Existing Sewer Piping
- Future Sewer Piping





Existing Sewer System Map

Legend

Gravity Sewer Mains

- 6"
- 8"
- 10"
- 12"
- 15"
- 18"
- 21"
- 24"

Sewer Manholes

- Manhole

- Air Valve
- Clean Out
- Sewer Valve
- Grease Interceptor

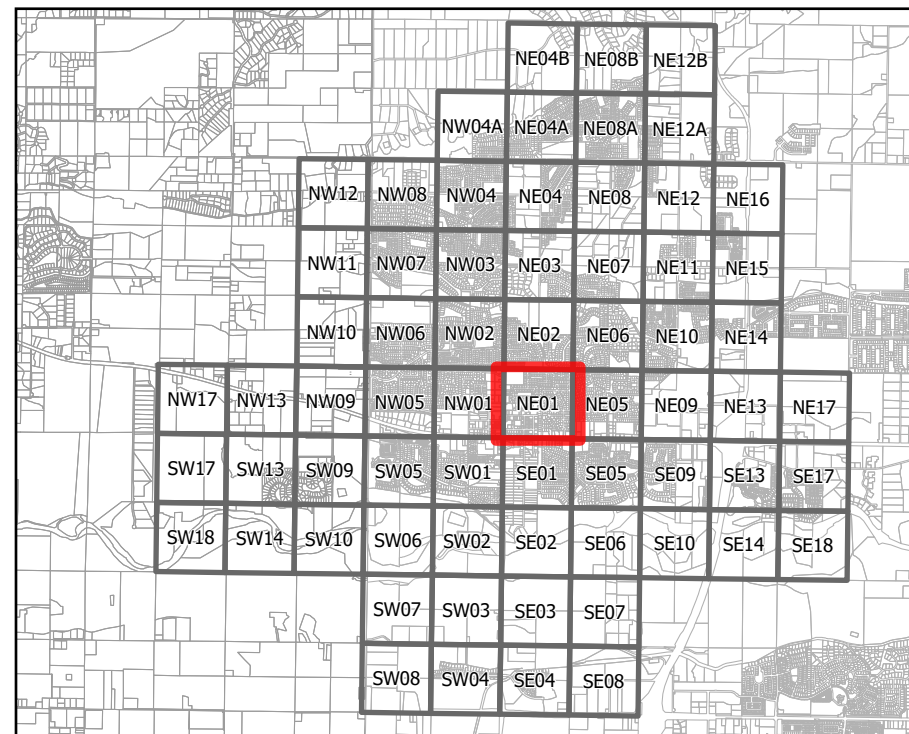
Pressure Sewer

- 3" Pressure
- 6" Pressure
- 8" Pressure
- 10" Pressure
- 12" Pressure
- 18" Pressure

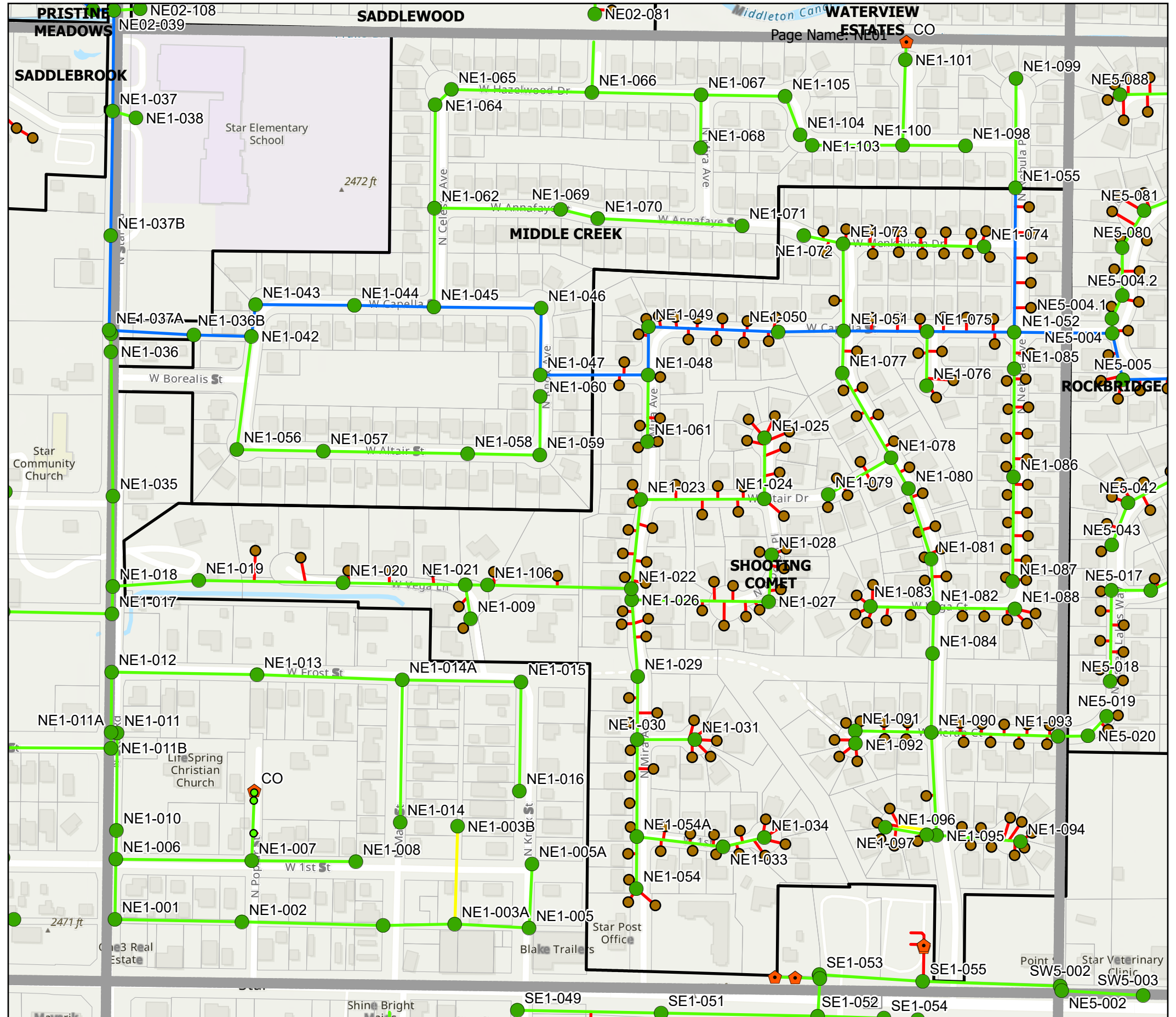
Misc Sewer

- Lift Station
- Dewatering Well
- High Voltage
- Low Voltage
- Permit
- Transfer
- Sewer Taps
- Sewer Services
- Sewer Laterals

0 200 400 800 US Feet



Grid: NE01





Existing Sewer System Map

Legend

Gravity Sewer Mains

- 6"
- 8"
- 10"
- 12"
- 15"
- 18"
- 21"
- 24"

Sewer Manholes

- Manhole

- Air Valve
- Clean Out
- Sewer Valve
- Grease Interceptor

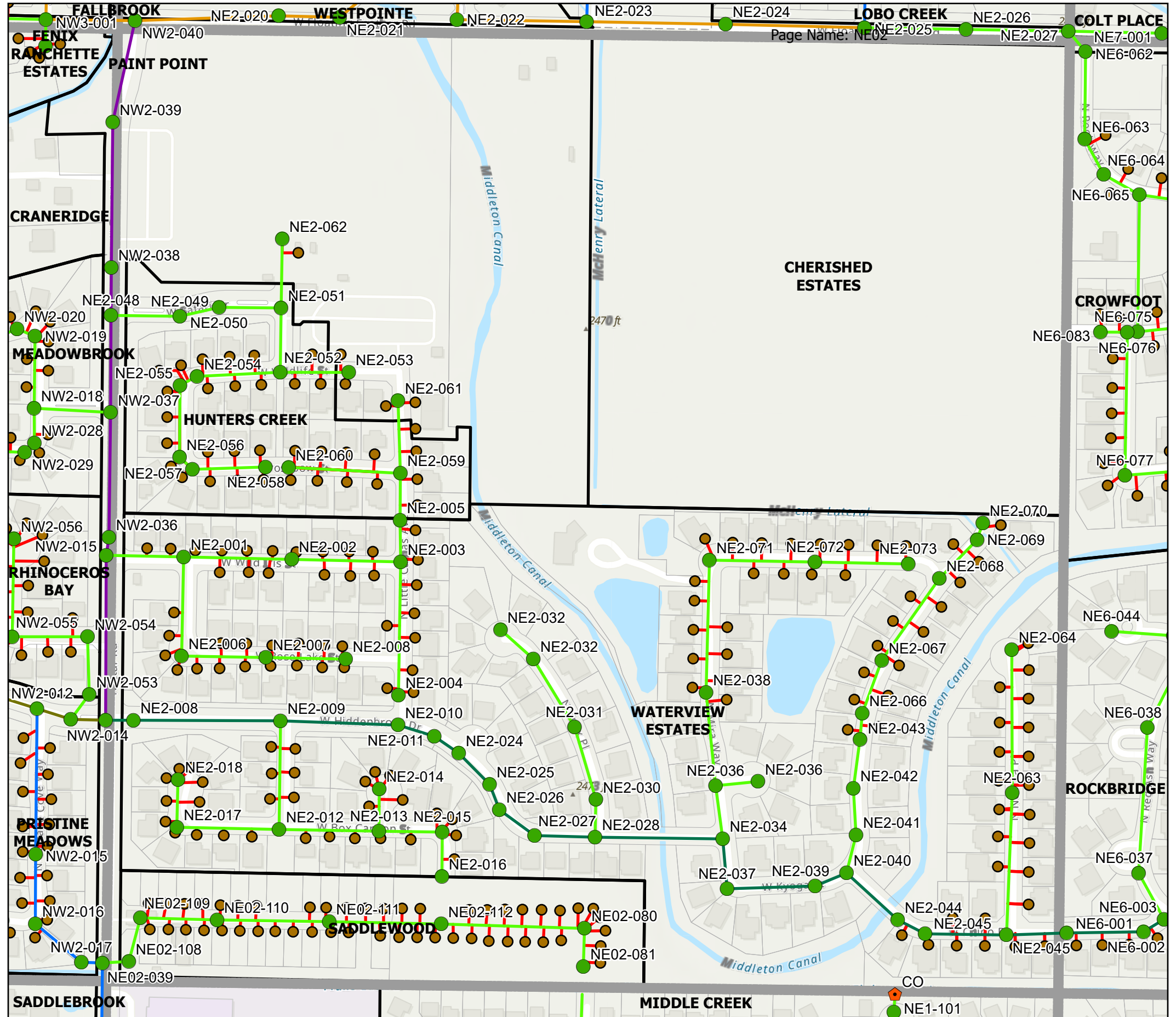
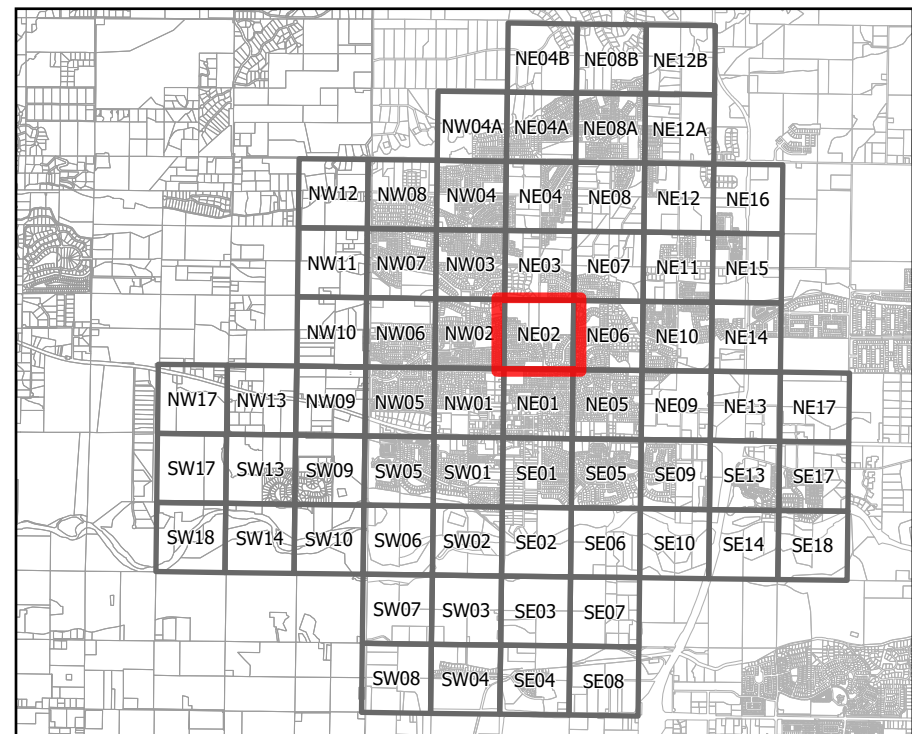
Pressure Sewer

- 3" Pressure
- 6" Pressure
- 8" Pressure
- 10" Pressure
- 12" Pressure
- 18" Pressure

Misc Sewer

- Lift Station
- Dewatering Well
- High Voltage
- Low Voltage
- Permit
- Transfer
- Sewer Taps
- Sewer Services
- Sewer Laterals

0 200 400 800 US Feet





Existing Sewer System Map

Legend

Gravity Sewer Mains

- 6"
- 8"
- 10"
- 12"
- 15"
- 18"
- 21"
- 24"

Sewer Manholes

- Manhole

- Air Valve
- Clean Out
- Sewer Valve
- Grease Interceptor

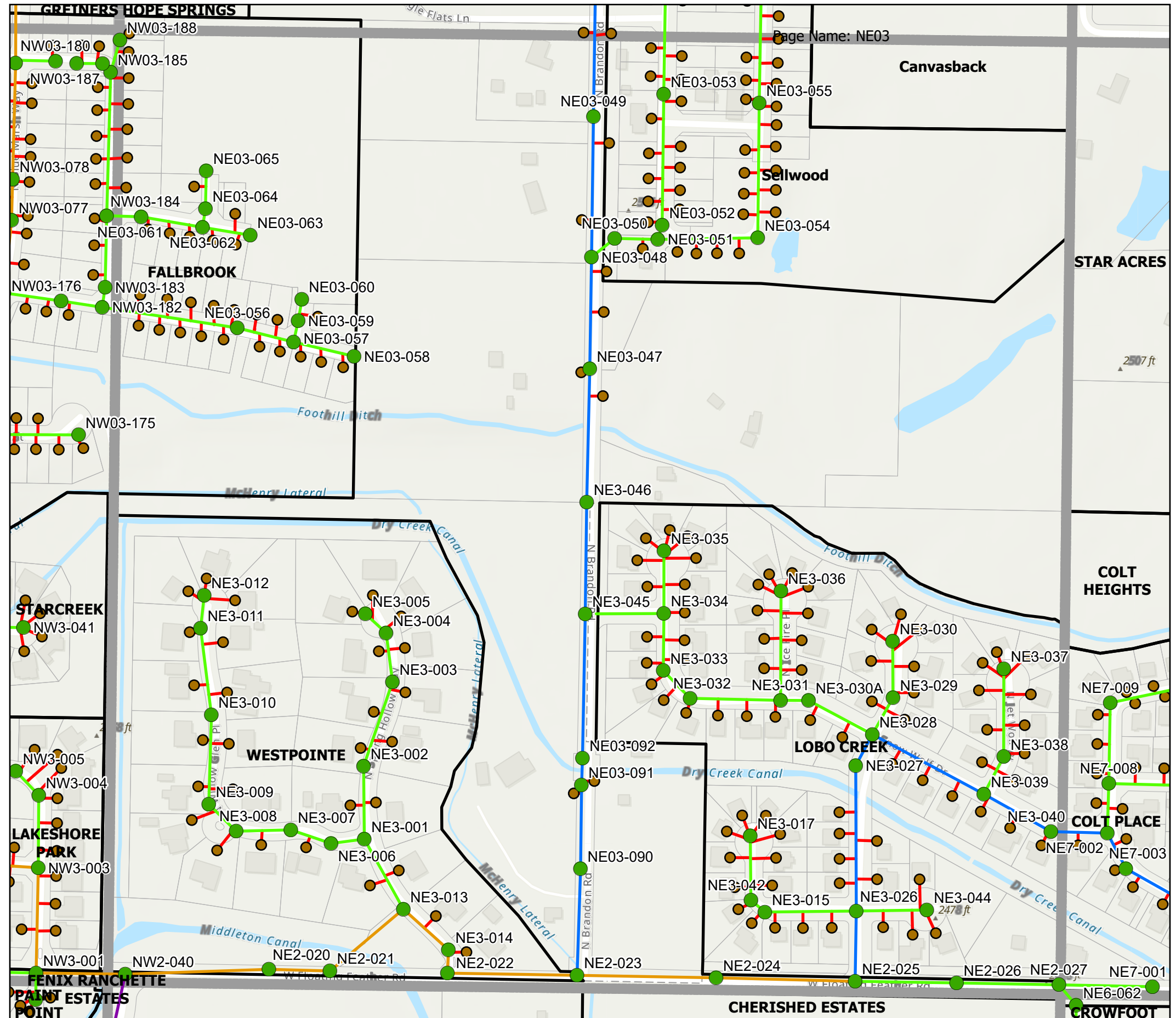
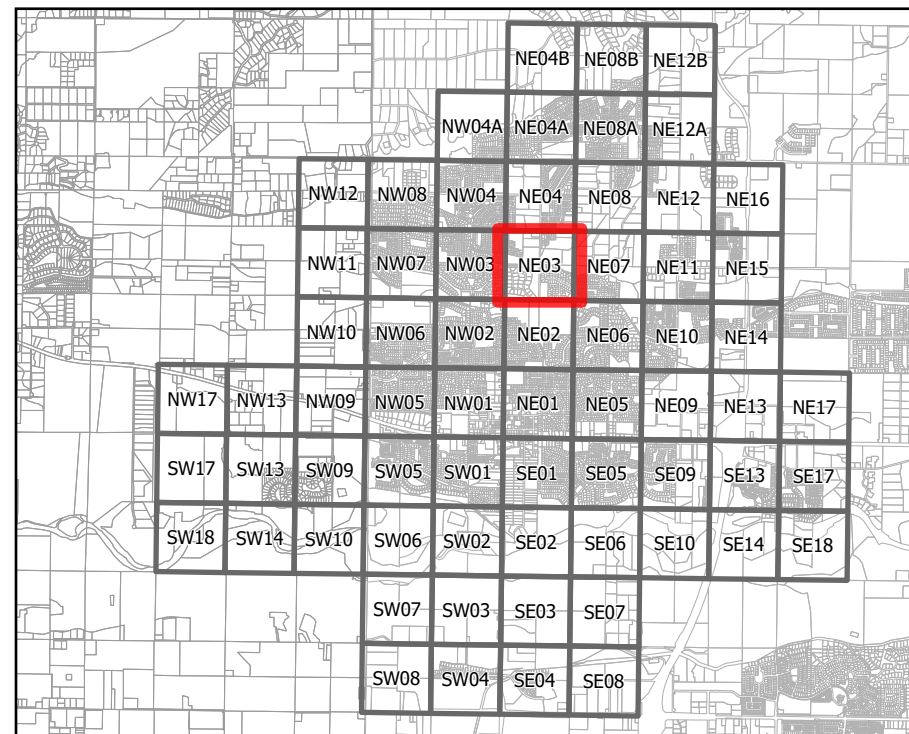
Pressure Sewer

- 3" Pressure
- 6" Pressure
- 8" Pressure
- 10" Pressure
- 12" Pressure
- 18" Pressure

Misc Sewer

- Lift Station
- Dewatering Well
- High Voltage
- Low Voltage
- Permit
- Transfer
- Sewer Taps
- Sewer Services
- Sewer Laterals

0 200 400 800 US Feet





Existing Sewer System Map

Legend

Gravity Sewer Mains

- 6"
- 8"
- 10"
- 12"
- 15"
- 18"
- 21"
- 24"

Sewer Manholes

- Manhole

- Air Valve
- Clean Out
- Sewer Valve
- Grease Interceptor

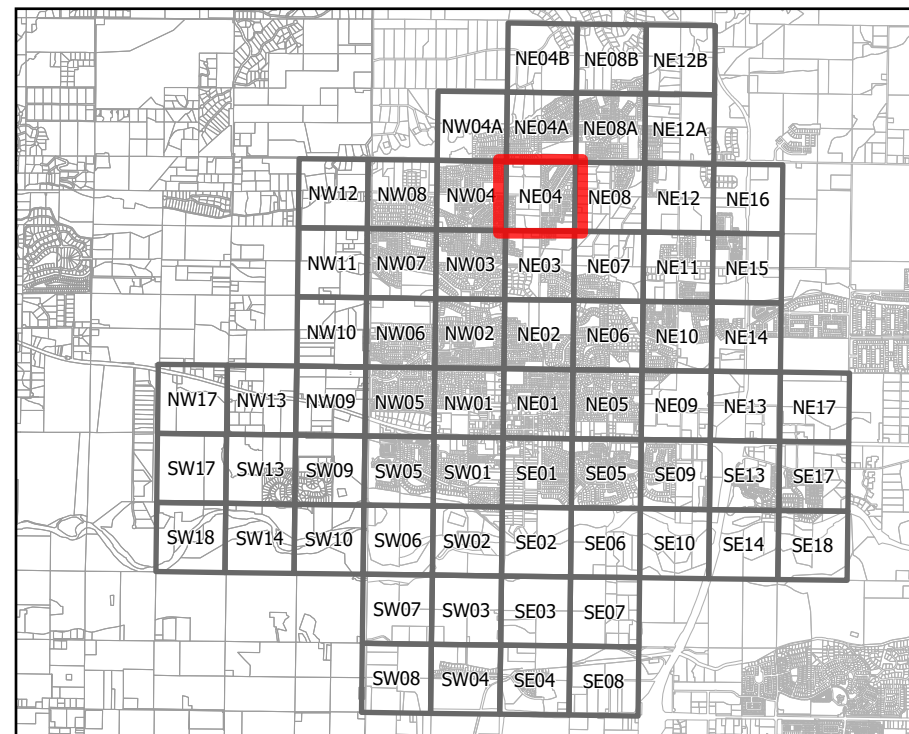
Pressure Sewer

- 3" Pressure
- 6" Pressure
- 8" Pressure
- 10" Pressure
- 12" Pressure
- 18" Pressure

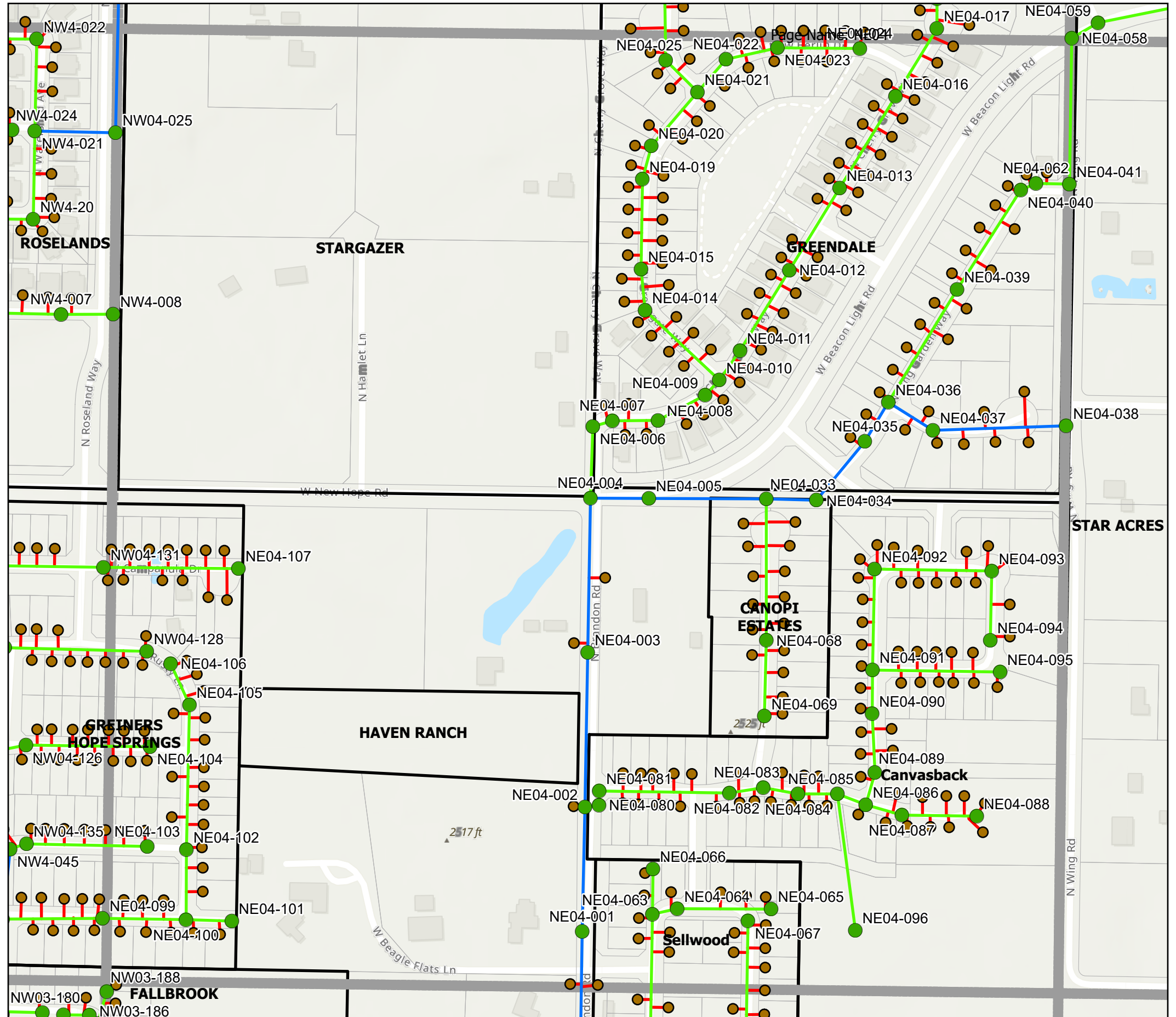
Misc Sewer

- Lift Station
- Dewatering Well
- High Voltage
- Low Voltage
- Permit
- Transfer
- Sewer Taps
- Sewer Services
- Sewer Laterals

0 200 400 800 US Feet



Grid: NE04





Existing Sewer System Map

Legend

Gravity Sewer Mains

- 6"
- 8"
- 10"
- 12"
- 15"
- 18"
- 21"
- 24"

Sewer Manholes

- Manhole

- Air Valve
- Clean Out
- Sewer Valve
- Grease Interceptor

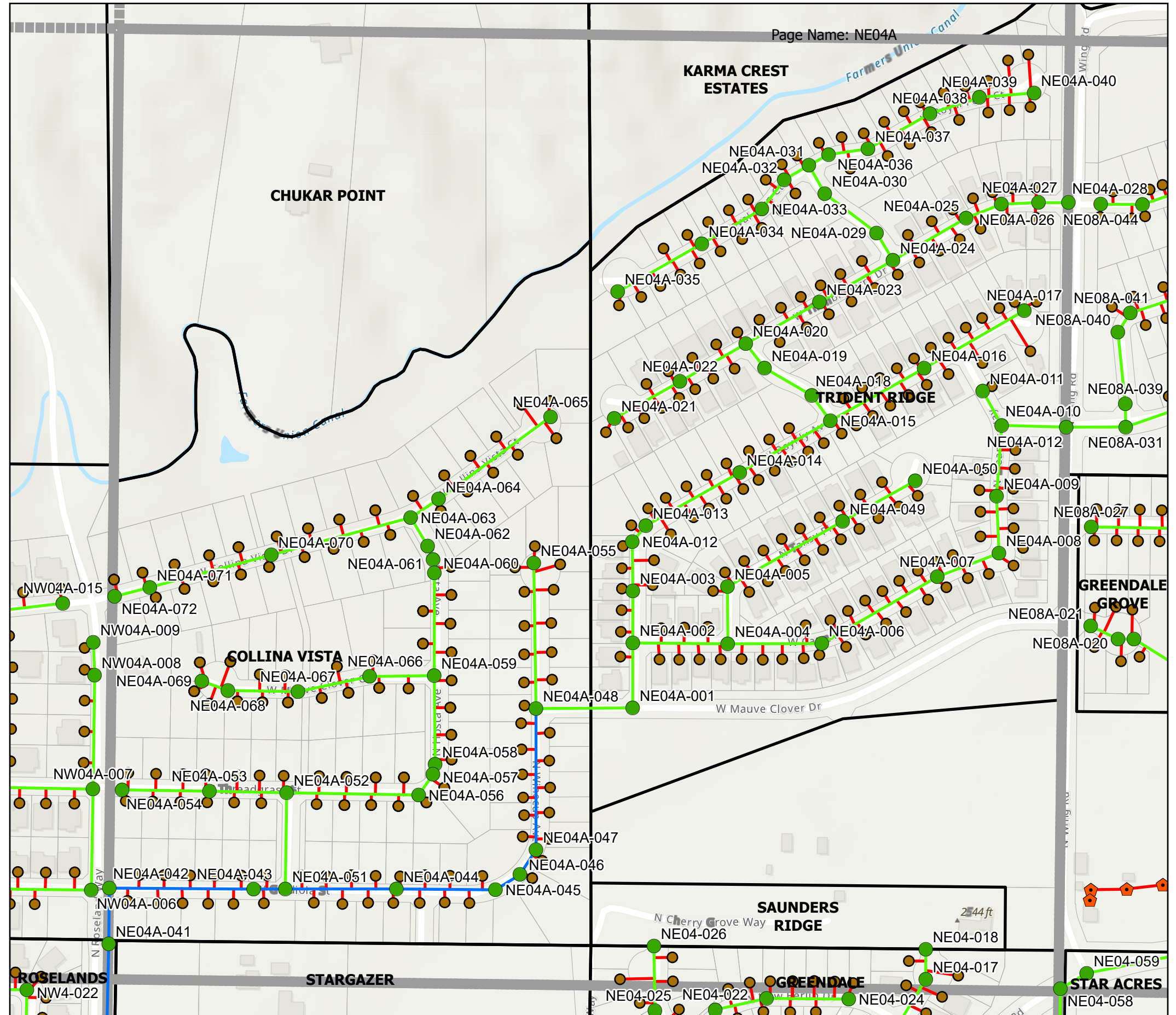
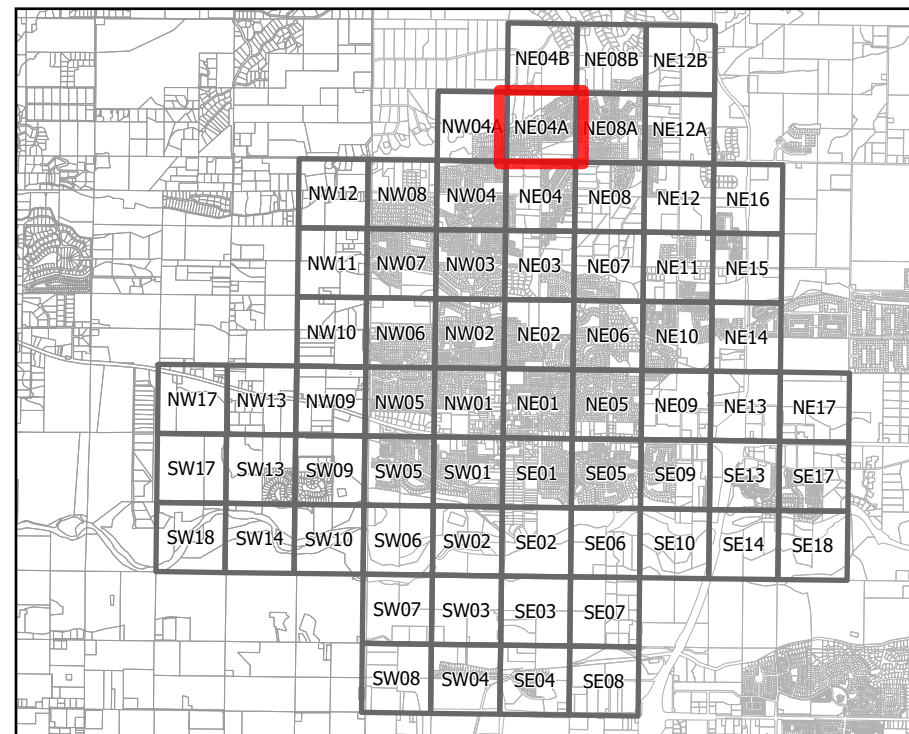
Pressure Sewer

- 3" Pressure
- 6" Pressure
- 8" Pressure
- 10" Pressure
- 12" Pressure
- 18" Pressure

Misc Sewer

- Lift Station
- Dewatering Well
- High Voltage
- Low Voltage
- Permit
- Transfer
- Sewer Taps
- Sewer Services
- Sewer Laterals

0 200 400 800 US Feet



Page Name: NE04A



Existing Sewer System Map

Legend

Gravity Sewer Mains

- 6"
- 8"
- 10"
- 12"
- 15"
- 18"
- 21"
- 24"

Sewer Manholes

- Manhole

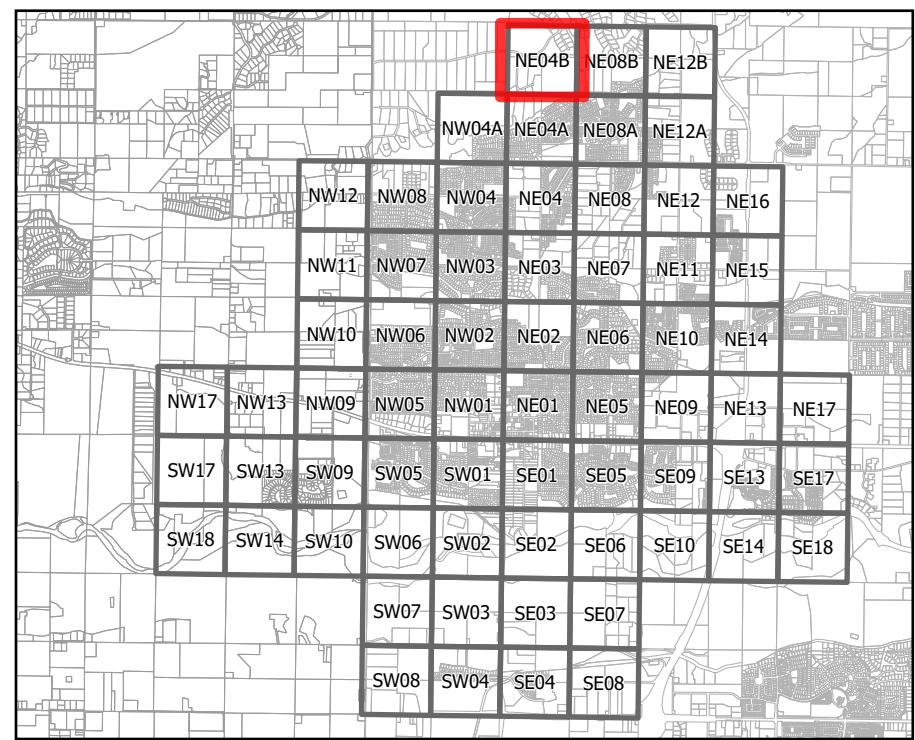
- Air Valve
- Clean Out
- Sewer Valve
- Grease Interceptor

Pressure Sewer

- - - 3" Pressure
- - - 6" Pressure
- - - 8" Pressure
- - - 10" Pressure
- - - 12" Pressure
- - - 18" Pressure

Misc Sewer

- Lift Station
- Dewatering Well
- High Voltage
- Low Voltage
- Permit
- Transfer
- Sewer Taps
- Sewer Services
- Sewer Laterals





Existing Sewer System Map

Legend

Gravity Sewer Mains

- 6"
- 8"
- 10"
- 12"
- 15"
- 18"
- 21"
- 24"

Sewer Manholes

- Manhole

- Air Valve
- Clean Out
- Sewer Valve
- Grease Interceptor

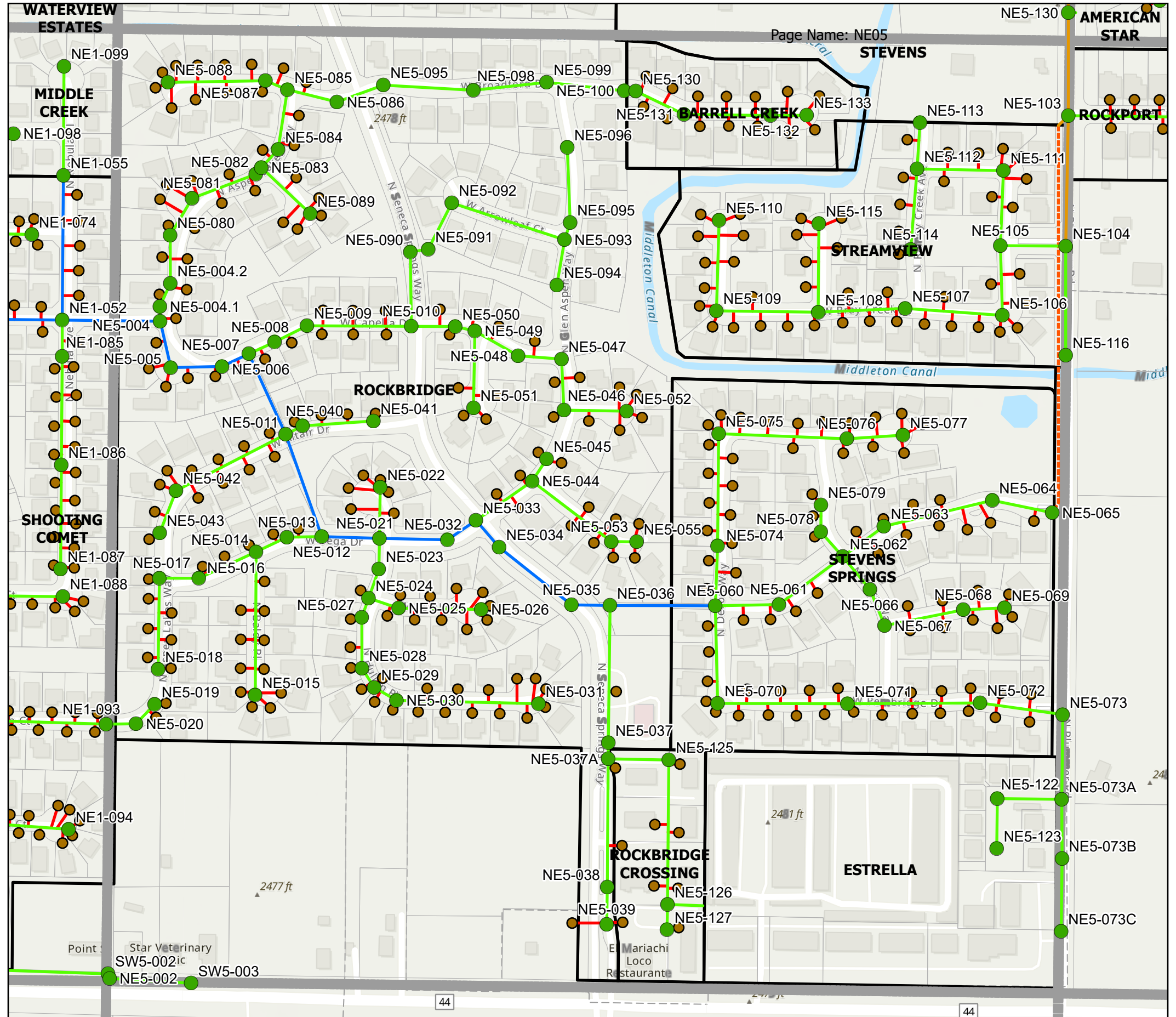
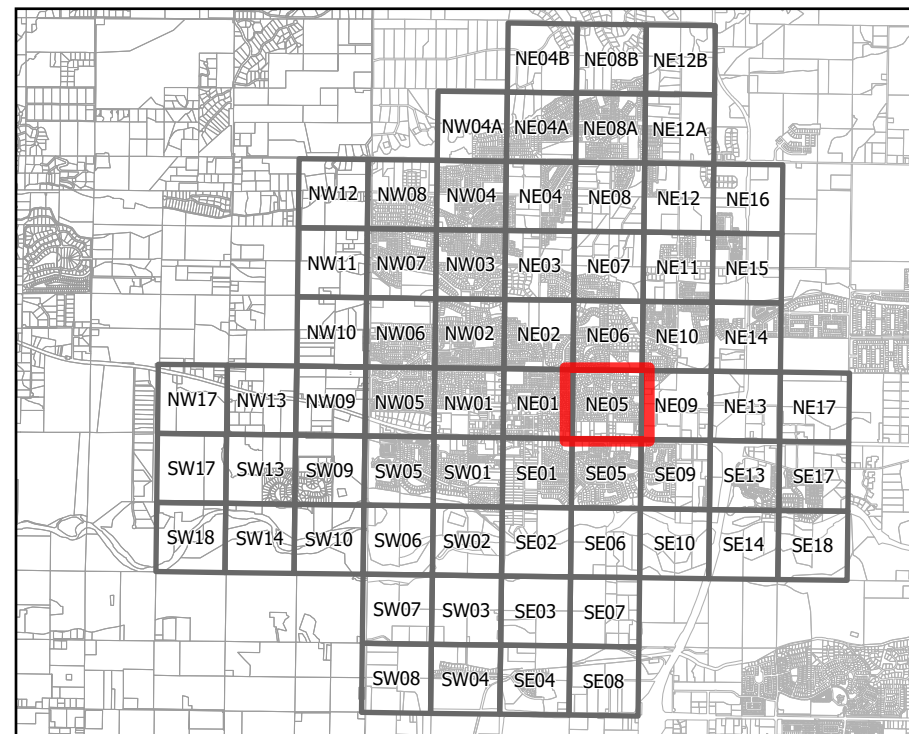
Pressure Sewer

- - - 3" Pressure
- - - 6" Pressure
- - - 8" Pressure
- - - 10" Pressure
- - - 12" Pressure
- - - 18" Pressure

Misc Sewer

- Lift Station
- Dewatering Well
- High Voltage
- Low Voltage
- Permit
- Transfer
- Sewer Taps
- Sewer Services
- Sewer Laterals

0 200 400 800 US Feet





Existing Sewer System Map

Legend

Gravity Sewer Mains

- 6"
- 8"
- 10"
- 12"
- 15"
- 18"
- 21"
- 24"

Sewer Manholes

- Manhole

- Air Valve
- Clean Out
- Sewer Valve
- Grease Interceptor

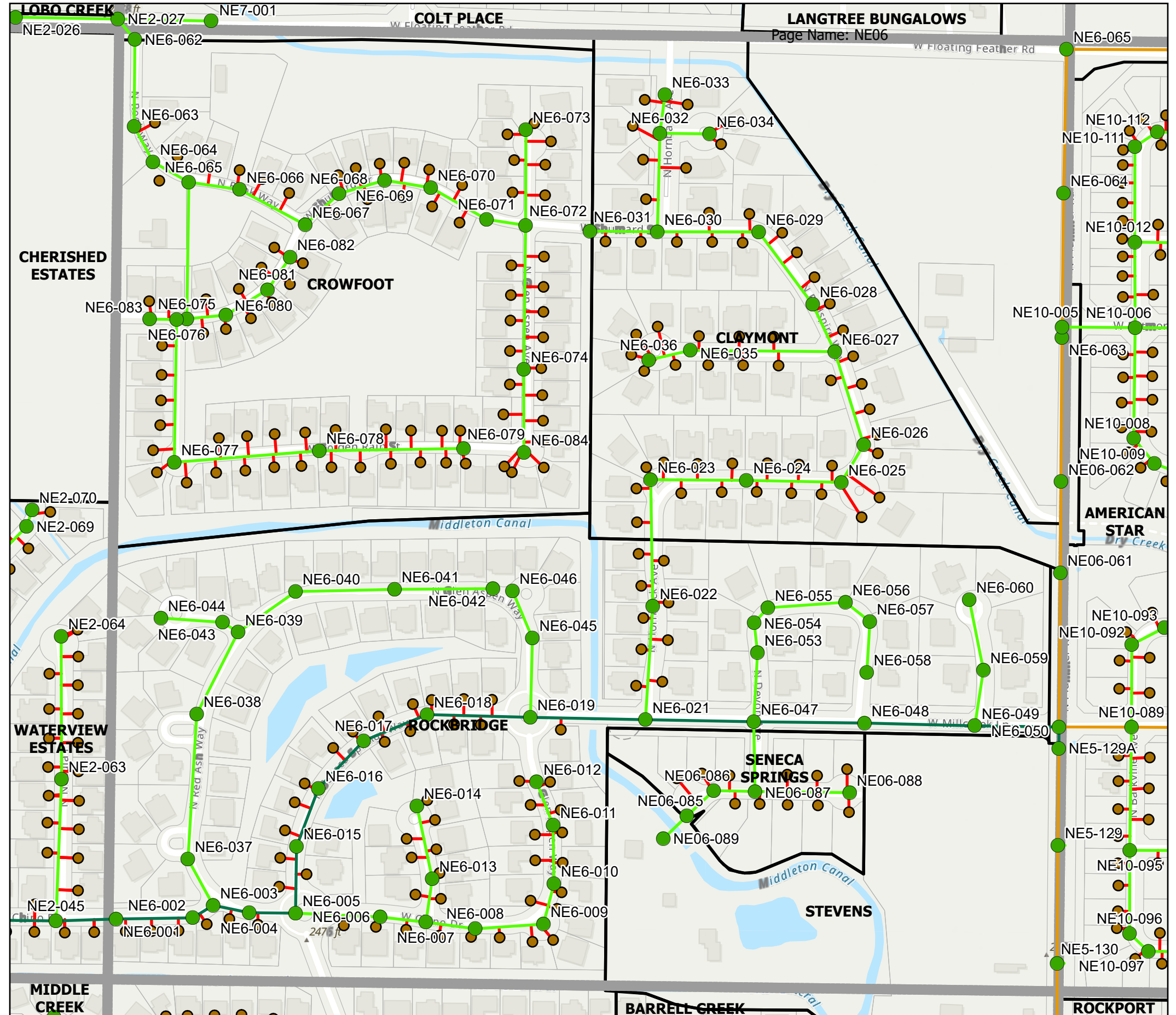
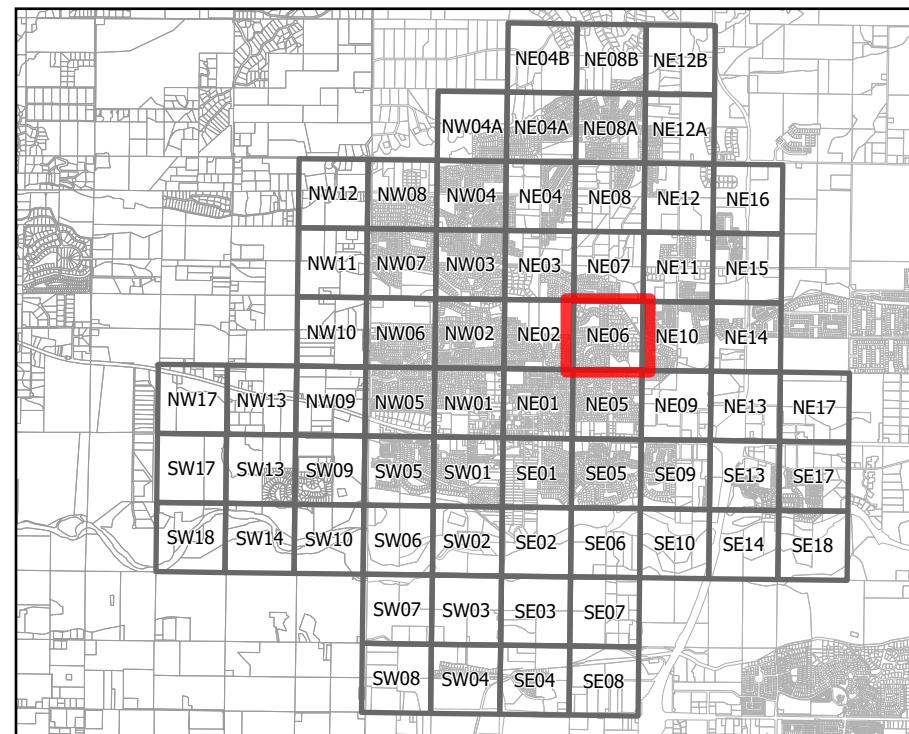
Pressure Sewer

- 3" Pressure
- 6" Pressure
- 8" Pressure
- 10" Pressure
- 12" Pressure
- 18" Pressure

Misc Sewer

- Lift Station
- Dewatering Well
- High Voltage
- Low Voltage
- Permit
- Transfer
- Sewer Taps
- Sewer Services
- Sewer Laterals

0 200 400 800 US Feet





Existing Sewer System Map

Legend

Gravity Sewer Mains

- 6"
- 8"
- 10"
- 12"
- 15"
- 18"
- 21"
- 24"

Sewer Manholes

- Manhole

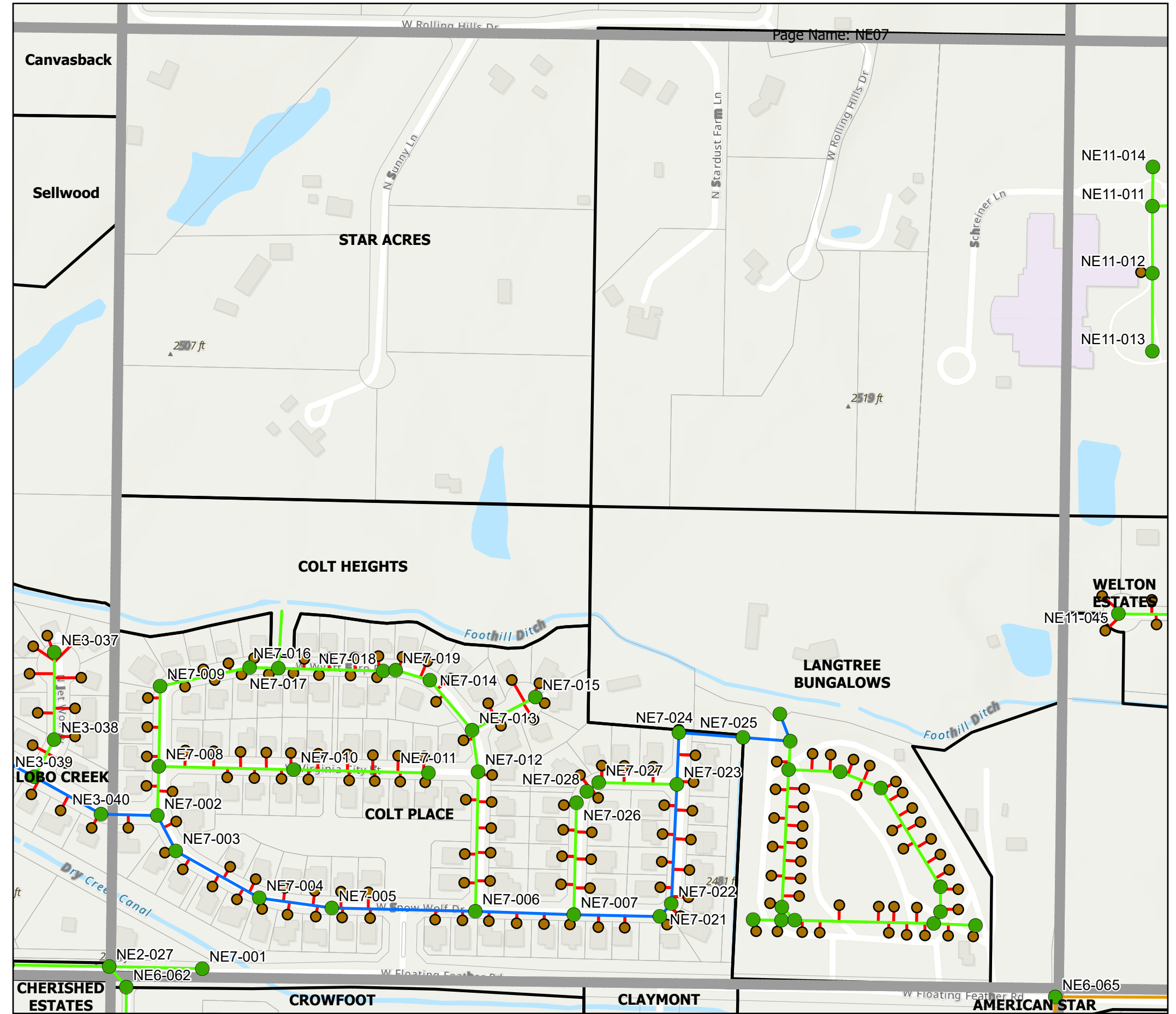
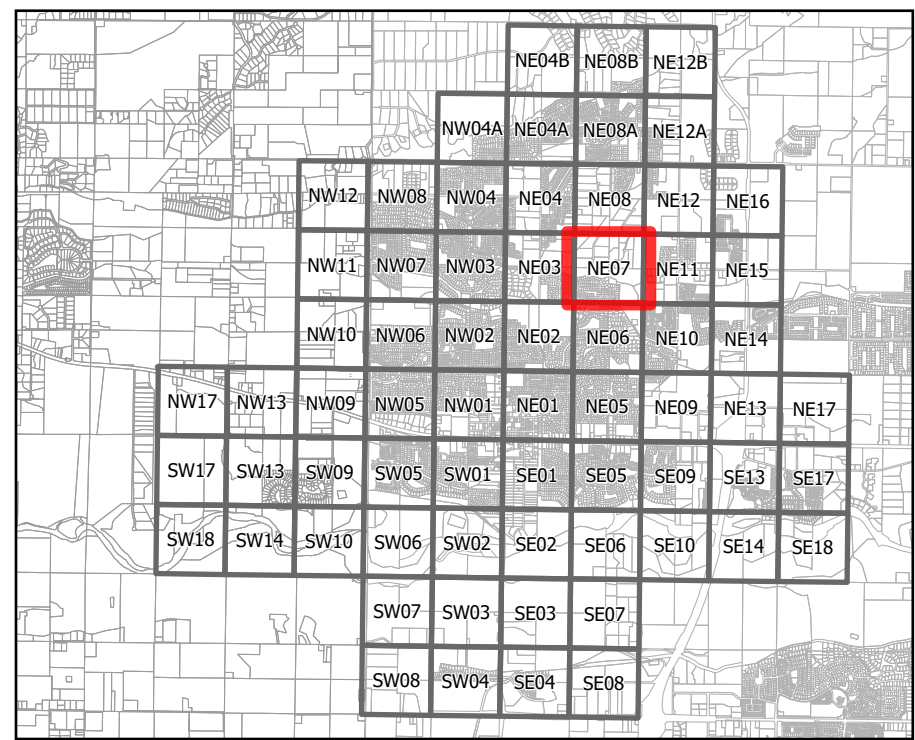
- Air Valve
- Clean Out
- Sewer Valve
- Grease Interceptor

Pressure Sewer

- 3" Pressure
- 6" Pressure
- 8" Pressure
- 10" Pressure
- 12" Pressure
- 18" Pressure

Misc Sewer

- Lift Station
- Dewatering Well
- High Voltage
- Low Voltage
- Permit
- Transfer
- Sewer Taps
- Sewer Services
- Sewer Laterals





Existing Sewer System Map

Legend

Gravity Sewer Mains

- 6"
- 8"
- 10"
- 12"
- 15"
- 18"
- 21"
- 24"

Sewer Manholes

- Manhole

- Air Valve
- Clean Out
- Sewer Valve
- Grease Interceptor

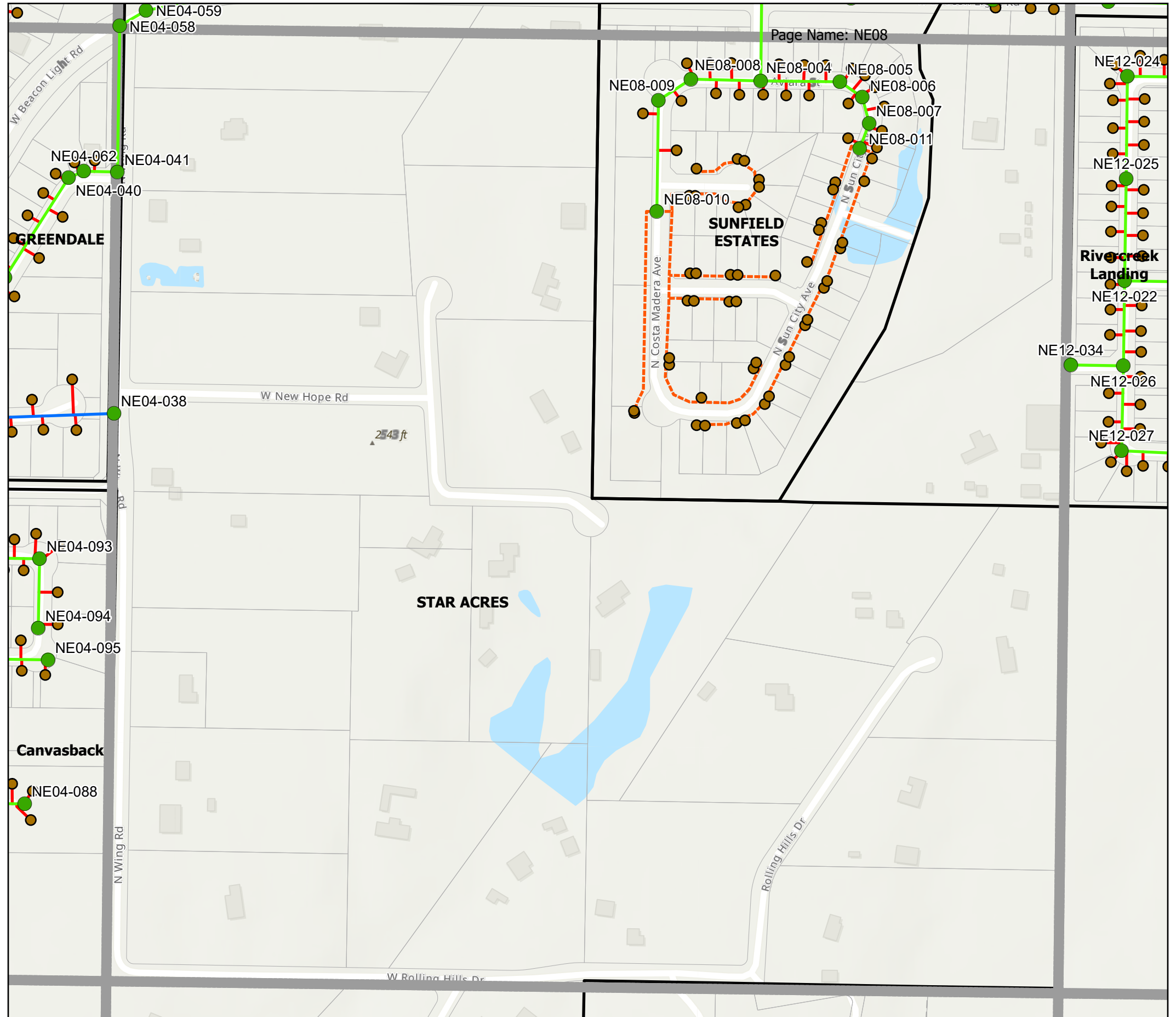
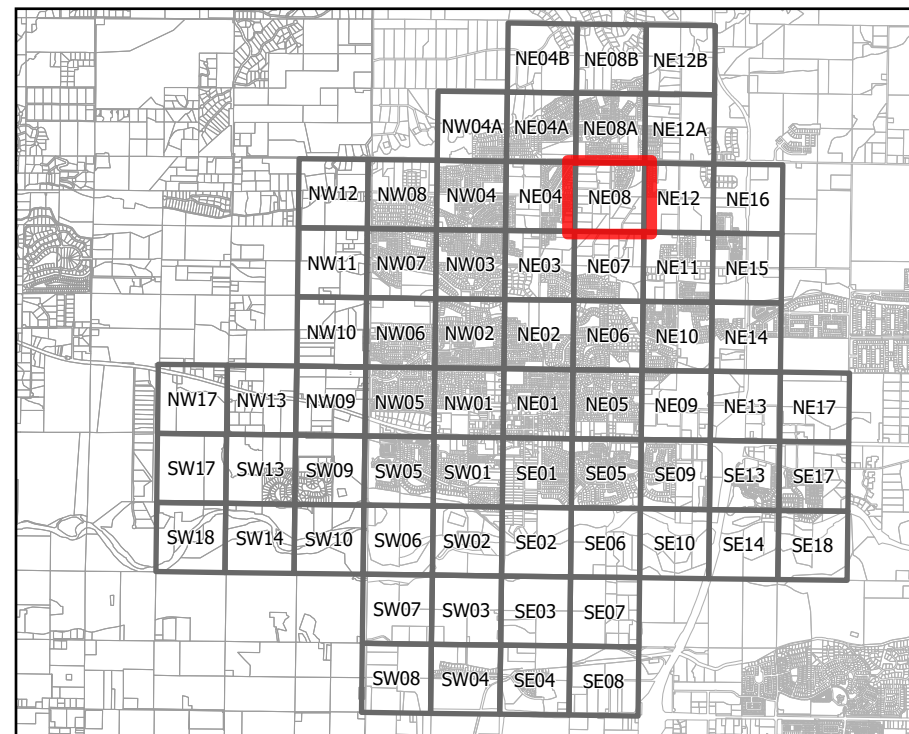
Pressure Sewer

- 3" Pressure
- 6" Pressure
- 8" Pressure
- 10" Pressure
- 12" Pressure
- 18" Pressure

Misc Sewer

- Lift Station
- Dewatering Well
- High Voltage
- Low Voltage
- Permit
- Transfer
- Sewer Taps
- Sewer Services
- Sewer Laterals

0 200 400 800 US Feet





Existing Sewer System Map

Legend

Gravity Sewer Mains

- 6" (Yellow line)
- 8" (Light Green line)
- 10" (Blue line)
- 12" (Orange line)
- 15" (Purple line)
- 18" (Dark Green line)
- 21" (Brown line)
- 24" (Red line)

Sewer Manholes

- Manhole (Green circle)

- Air Valve (Circle with cross)
- Clean Out (Orange pentagon)
- Sewer Valve (Green circle with cross)
- Grease Interceptor (Green square)

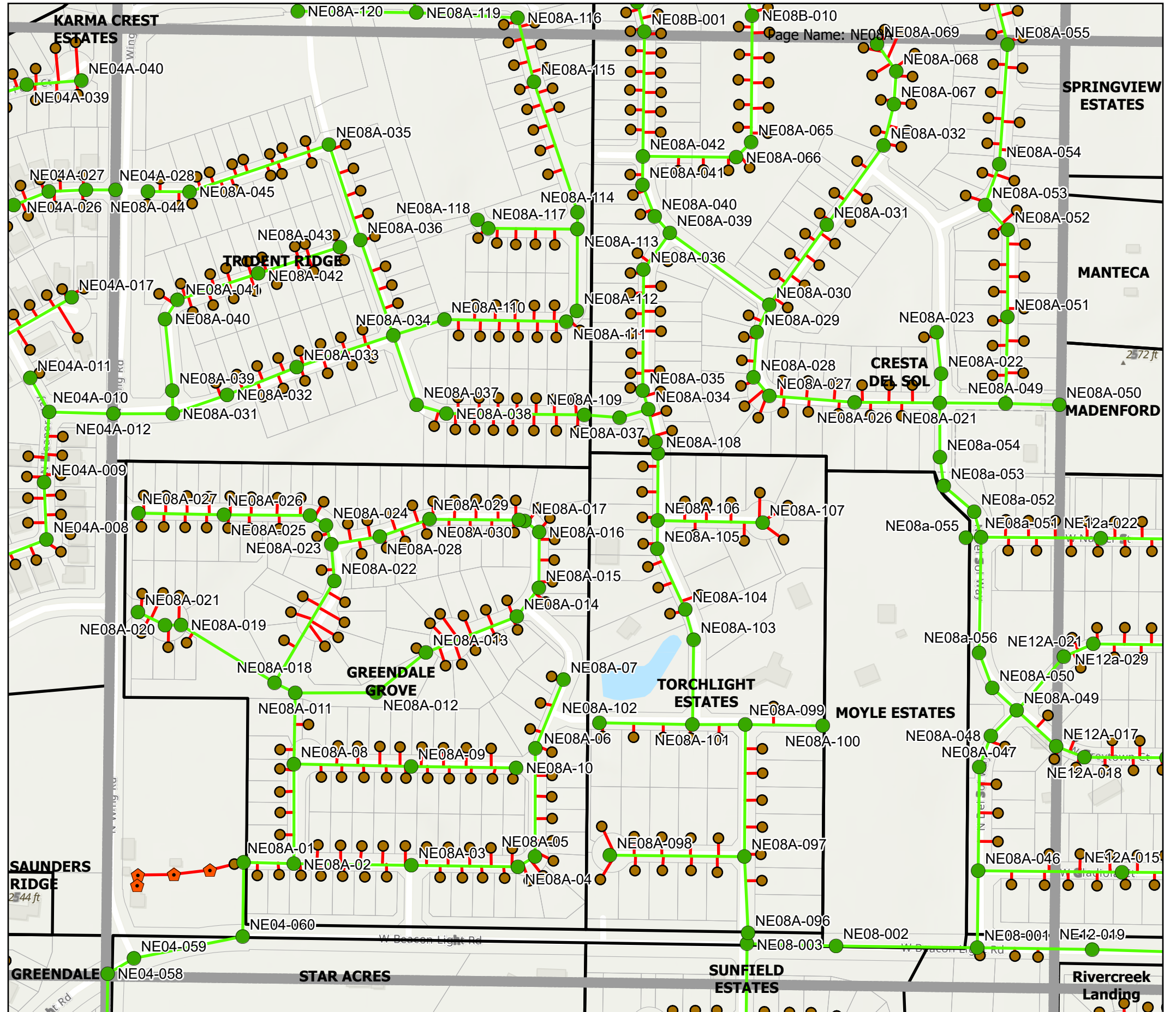
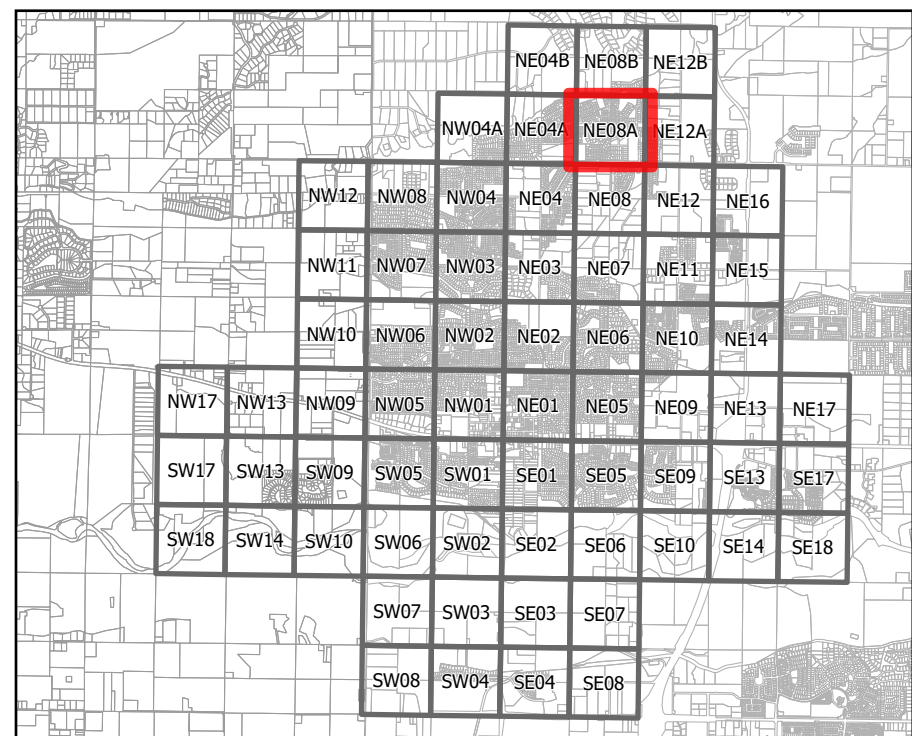
Pressure Sewer

- 3" Pressure (Dashed orange line)
- 6" Pressure (Dashed red line)
- 8" Pressure (Dashed green line)
- 10" Pressure (Dashed blue line)
- 12" Pressure (Dashed orange line)
- 18" Pressure (Dashed dark green line)

Misc Sewer

- Lift Station (Green square with 'PS')
- Dewatering Well (Cross symbol)
- High Voltage (Red triangle)
- Low Voltage (Orange triangle)
- Permit (Green diamond)
- Transfer (Green square with 'X')
- Sewer Taps (Green circle)
- Sewer Services (Brown circle)
- Sewer Laterals (Red line)

0 200 400 800 US Feet





Existing Sewer System Map

Legend

Gravity Sewer Mains

- 6" (Yellow line)
- 8" (Light Green line)
- 10" (Blue line)
- 12" (Orange line)
- 15" (Purple line)
- 18" (Dark Green line)
- 21" (Olive line)
- 24" (Red line)

Sewer Manholes

- Manhole (Green circle)

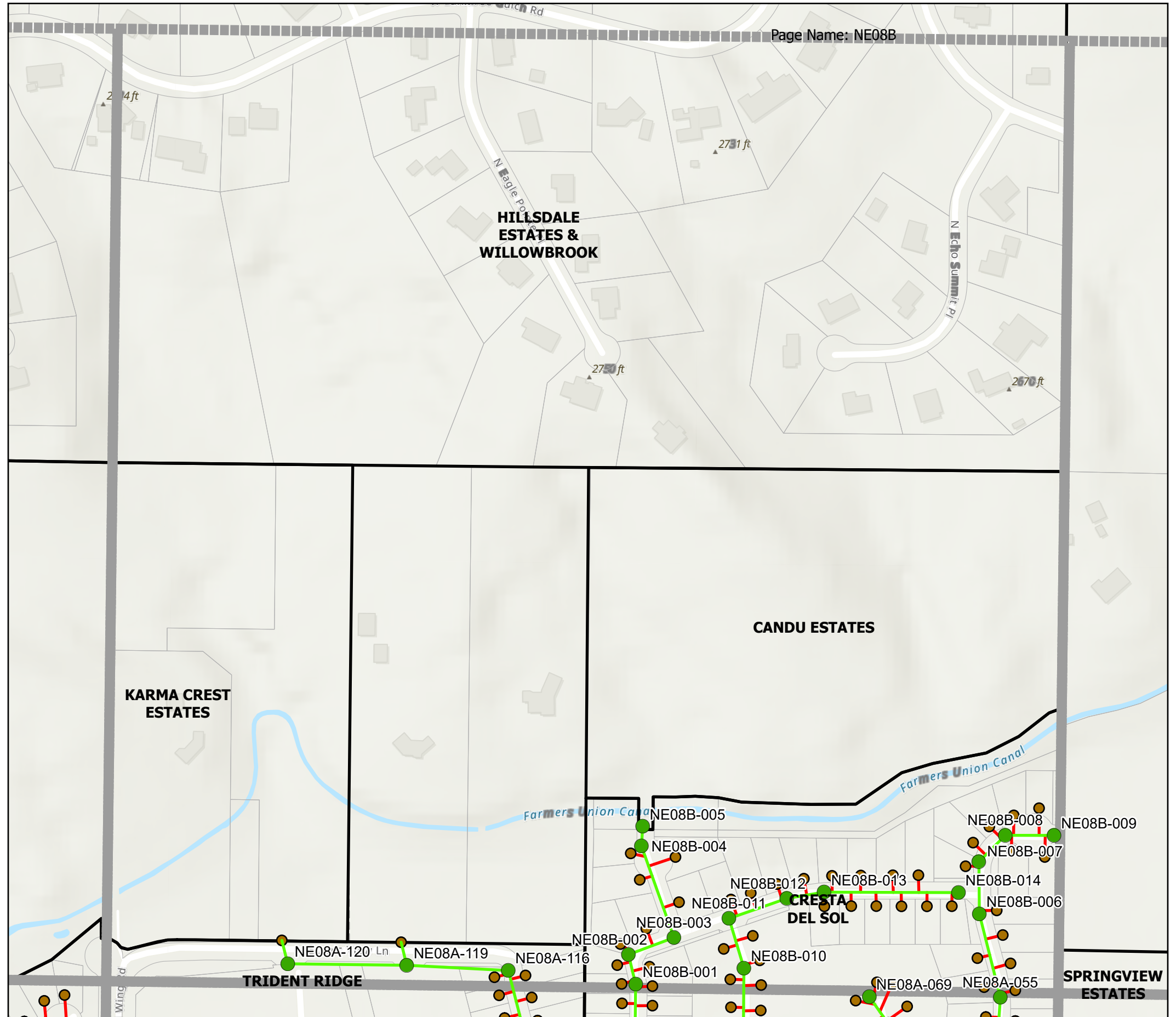
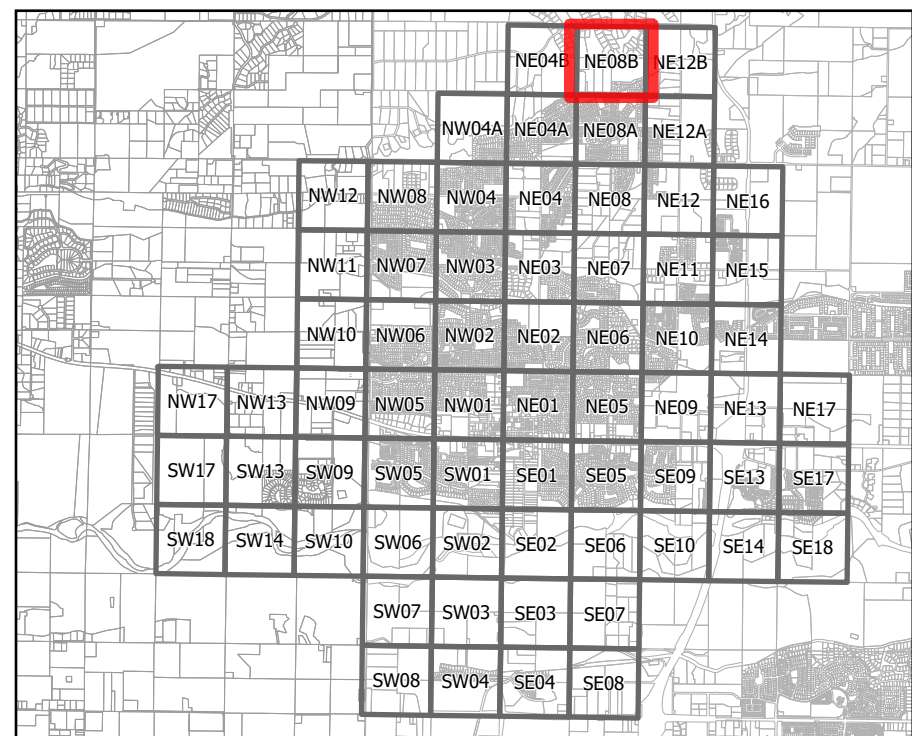
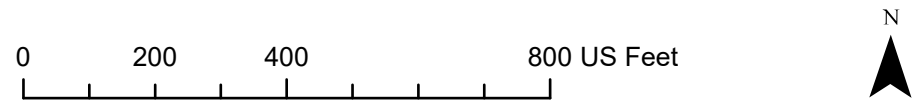
- Air Valve (Black circle with dot)
- Clean Out (Orange pentagon)
- Sewer Valve (Green circle with cross)
- Grease Interceptor (Green square)

Pressure Sewer

- 3" Pressure (Dashed orange line)
- 6" Pressure (Dashed red line)
- 8" Pressure (Dashed green line)
- 10" Pressure (Dashed blue line)
- 12" Pressure (Dashed orange line)
- 18" Pressure (Dashed dark green line)

Misc Sewer

- Lift Station (Green square with PS)
- Dewatering Well (Cross symbol)
- High Voltage (Red triangle)
- Low Voltage (Orange triangle)
- Permit (Green diamond)
- Transfer (Green square with X)
- Sewer Taps (Green circle)
- Sewer Services (Brown circle)
- Sewer Laterals (Red line)





Existing Sewer System Map

Legend

Gravity Sewer Mains

- 6"
- 8"
- 10"
- 12"
- 15"
- 18"
- 21"
- 24"

Sewer Manholes

- Manhole

- Air Valve
- Clean Out
- Sewer Valve
- Grease Interceptor

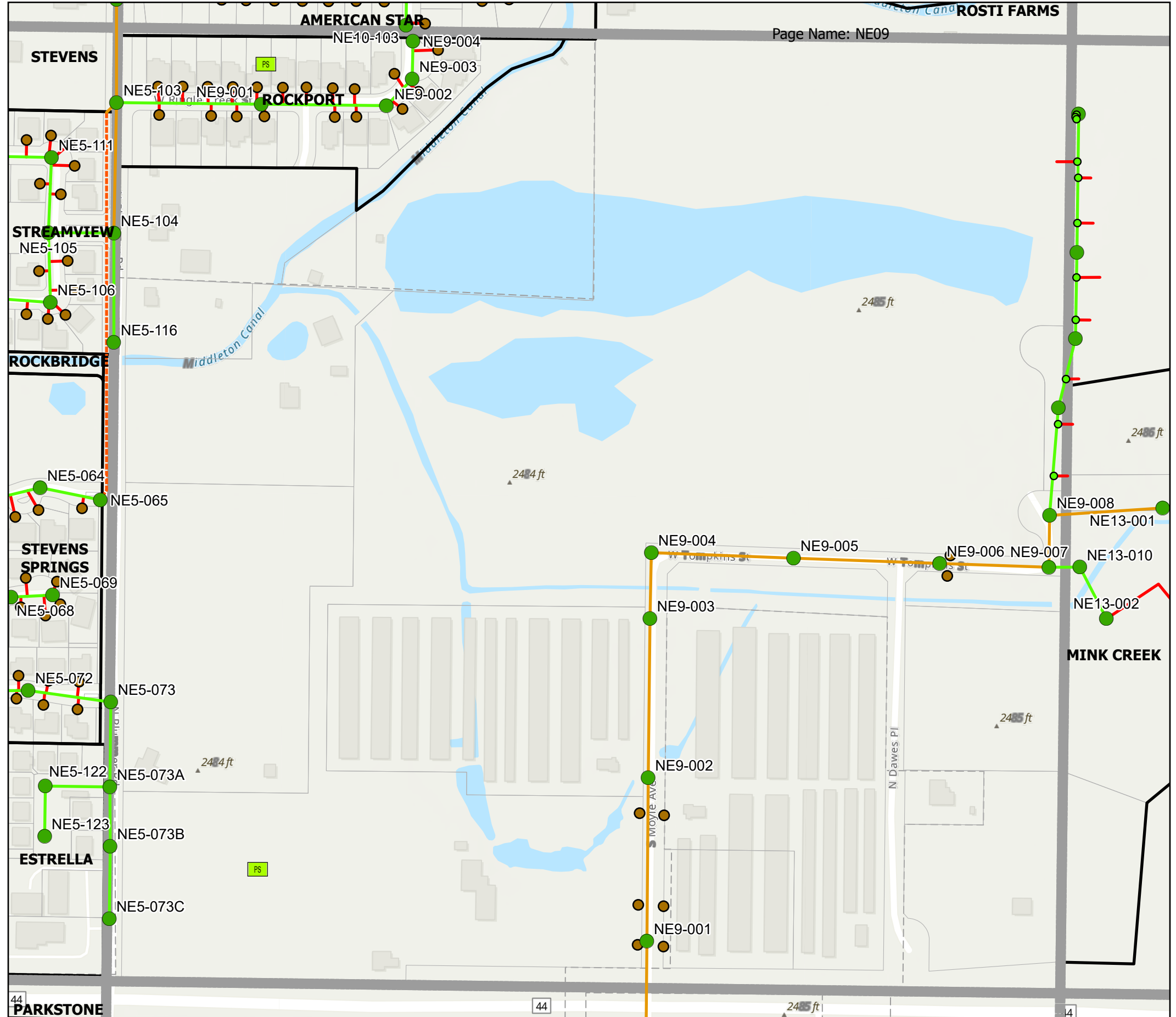
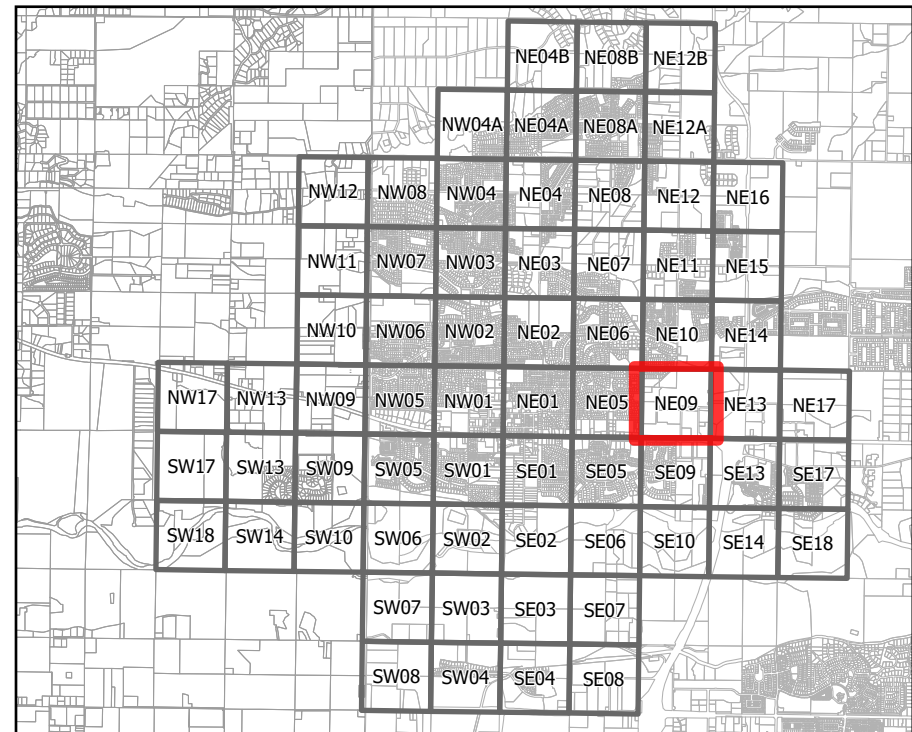
Pressure Sewer

- 3" Pressure
- 6" Pressure
- 8" Pressure
- 10" Pressure
- 12" Pressure
- 18" Pressure

Misc Sewer

- Lift Station
- Dewatering Well
- High Voltage
- Low Voltage
- Permit
- Transfer
- Sewer Taps
- Sewer Services
- Sewer Laterals

0 200 400 800 US Feet





Existing Sewer System Map

Legend

Gravity Sewer Mains

- 6"
- 8"
- 10"
- 12"
- 15"
- 18"
- 21"
- 24"

Sewer Manholes

- Manhole

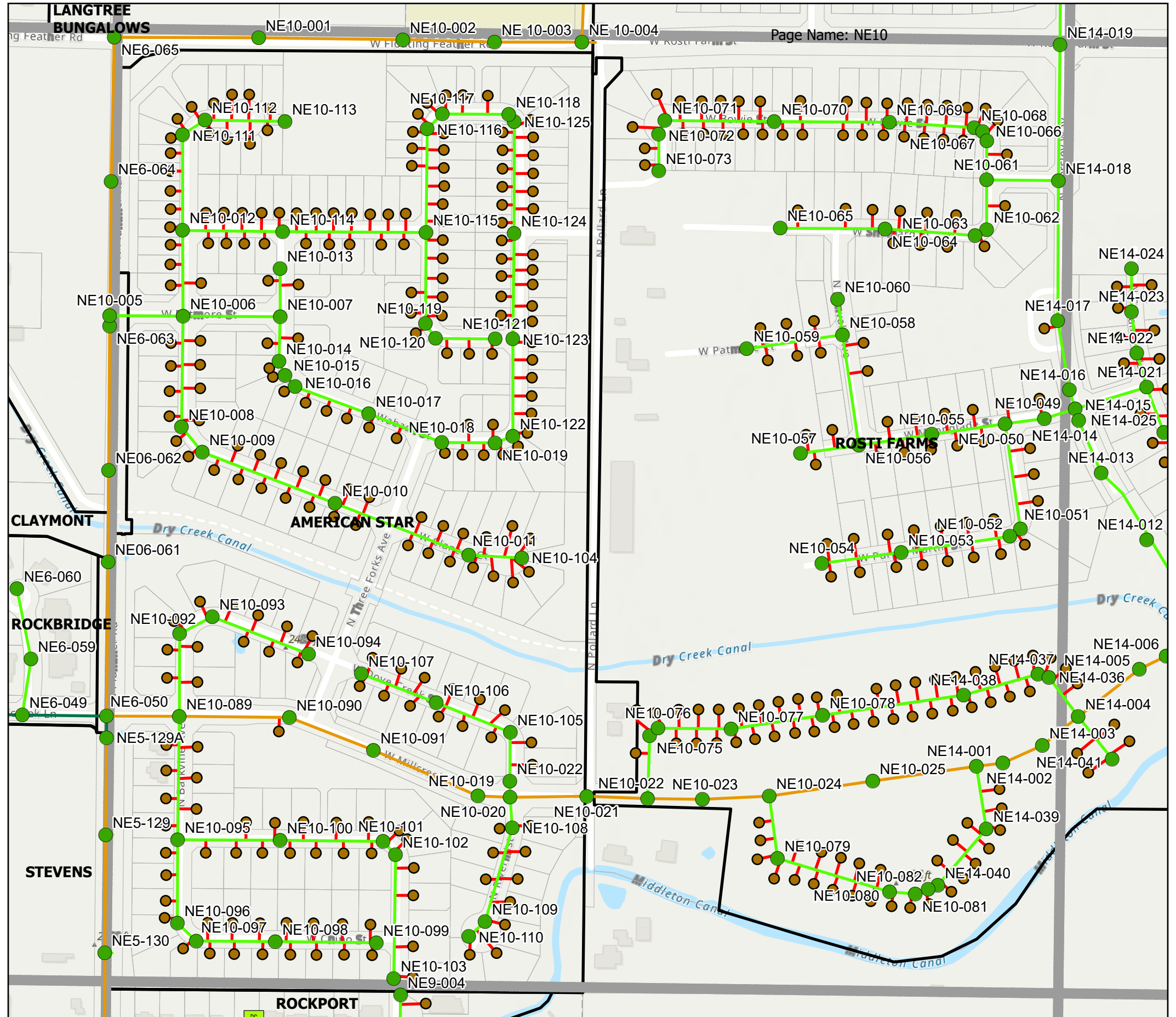
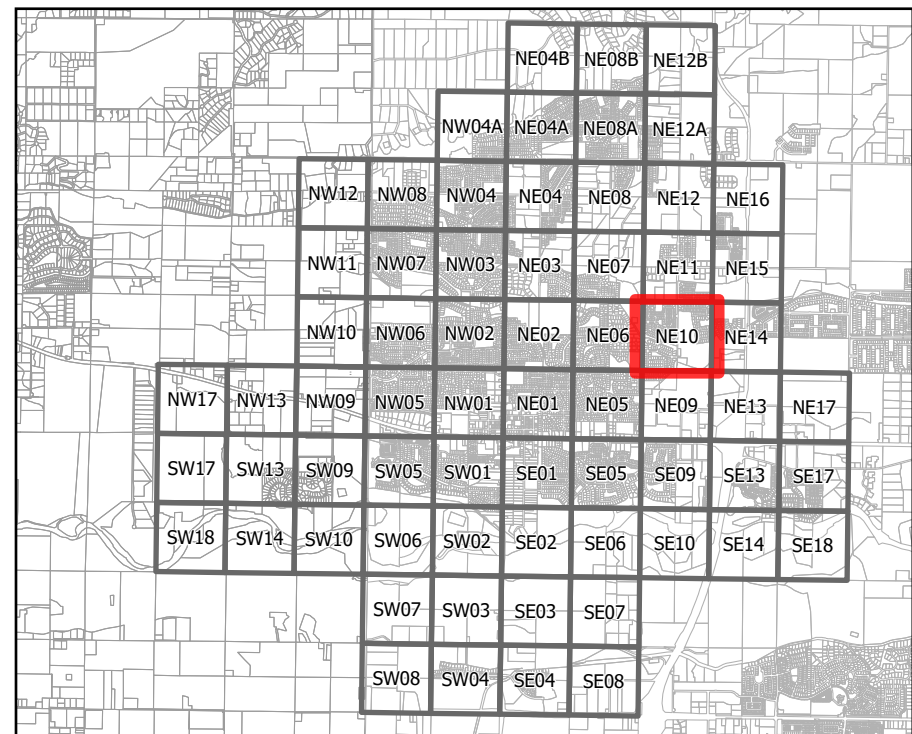
- Air Valve
- Clean Out
- Sewer Valve
- Grease Interceptor

Pressure Sewer

- 3" Pressure
- 6" Pressure
- 8" Pressure
- 10" Pressure
- 12" Pressure
- 18" Pressure

Misc Sewer

- Lift Station
- Dewatering Well
- High Voltage
- Low Voltage
- Permit
- Transfer
- Sewer Taps
- Sewer Services
- Sewer Laterals





Existing Sewer System Map

Legend

Gravity Sewer Mains

- 6"
- 8"
- 10"
- 12"
- 15"
- 18"
- 21"
- 24"

Sewer Manholes

- Manhole

- Air Valve
- Clean Out
- Sewer Valve
- Grease Interceptor

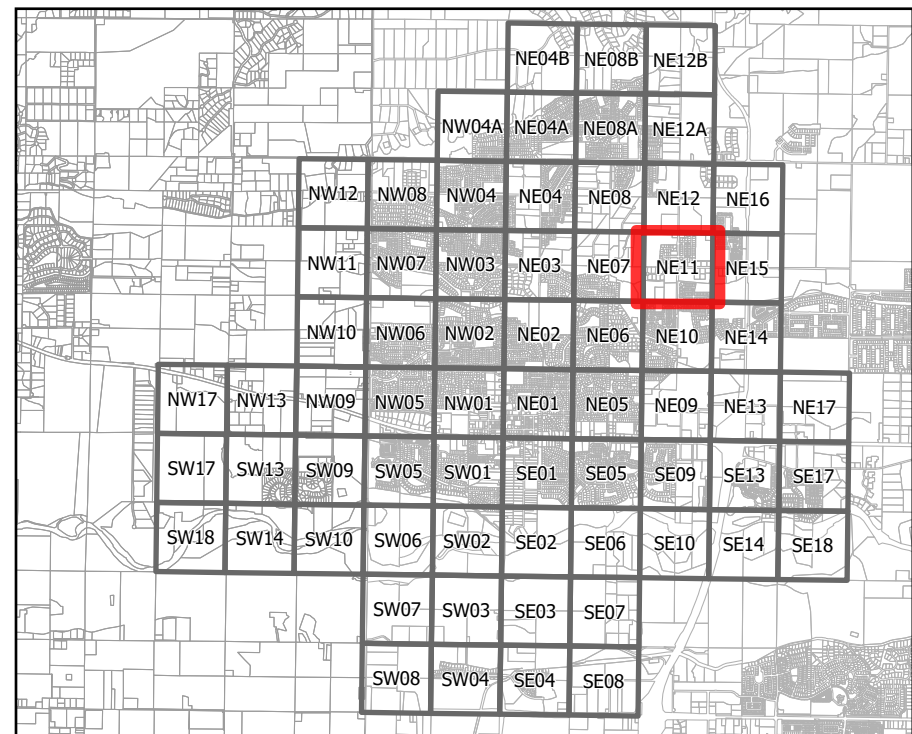
Pressure Sewer

- 3" Pressure
- 6" Pressure
- 8" Pressure
- 10" Pressure
- 12" Pressure
- 18" Pressure

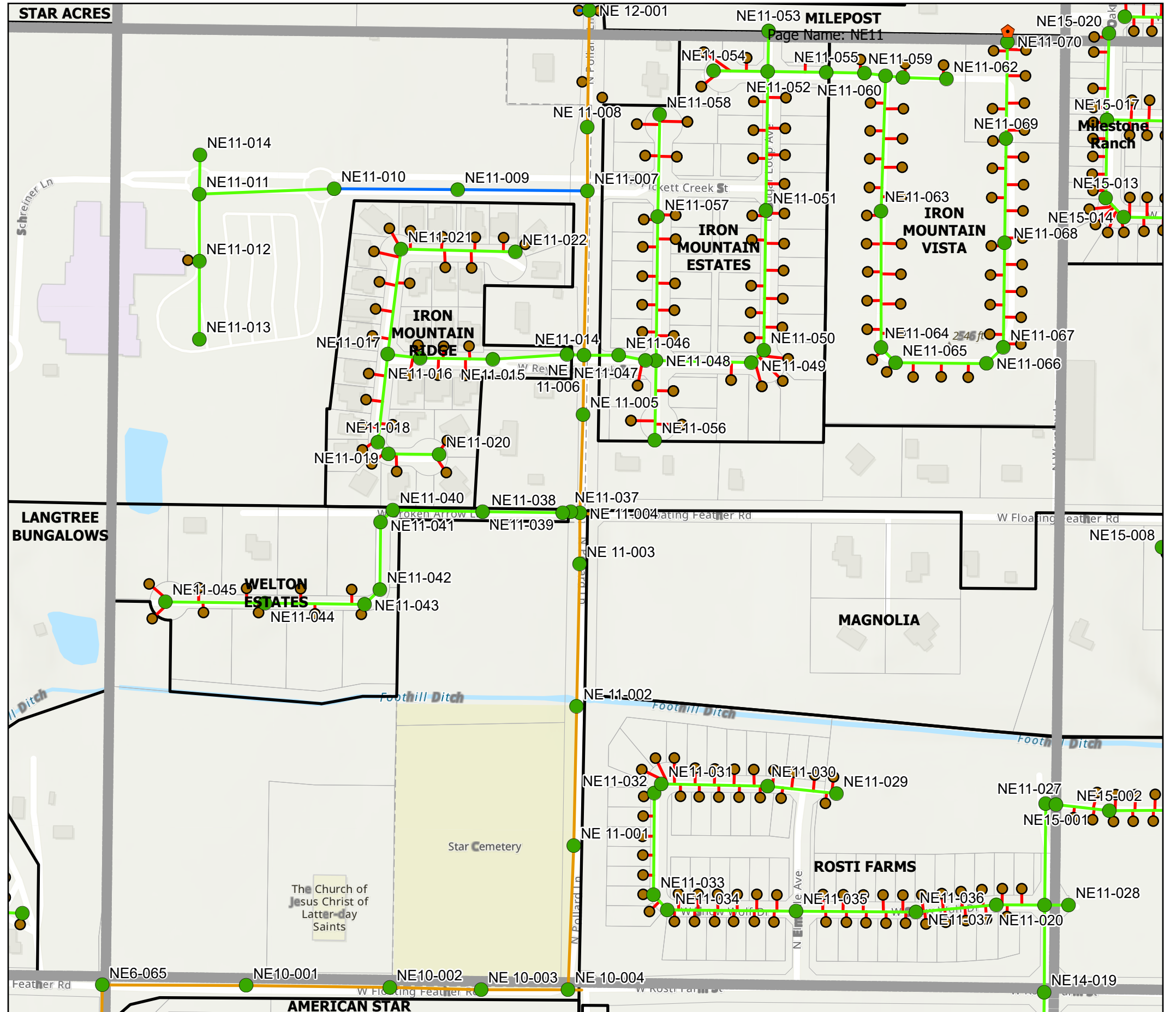
Misc Sewer

- Lift Station
- Dewatering Well
- High Voltage
- Low Voltage
- Permit
- Transfer
- Sewer Taps
- Sewer Services
- Sewer Laterals

0 200 400 800 US Feet



Grid: NE11





Existing Sewer System Map

Legend

Gravity Sewer Mains

- 6"
- 8"
- 10"
- 12"
- 15"
- 18"
- 21"
- 24"

Sewer Manholes

- Manhole

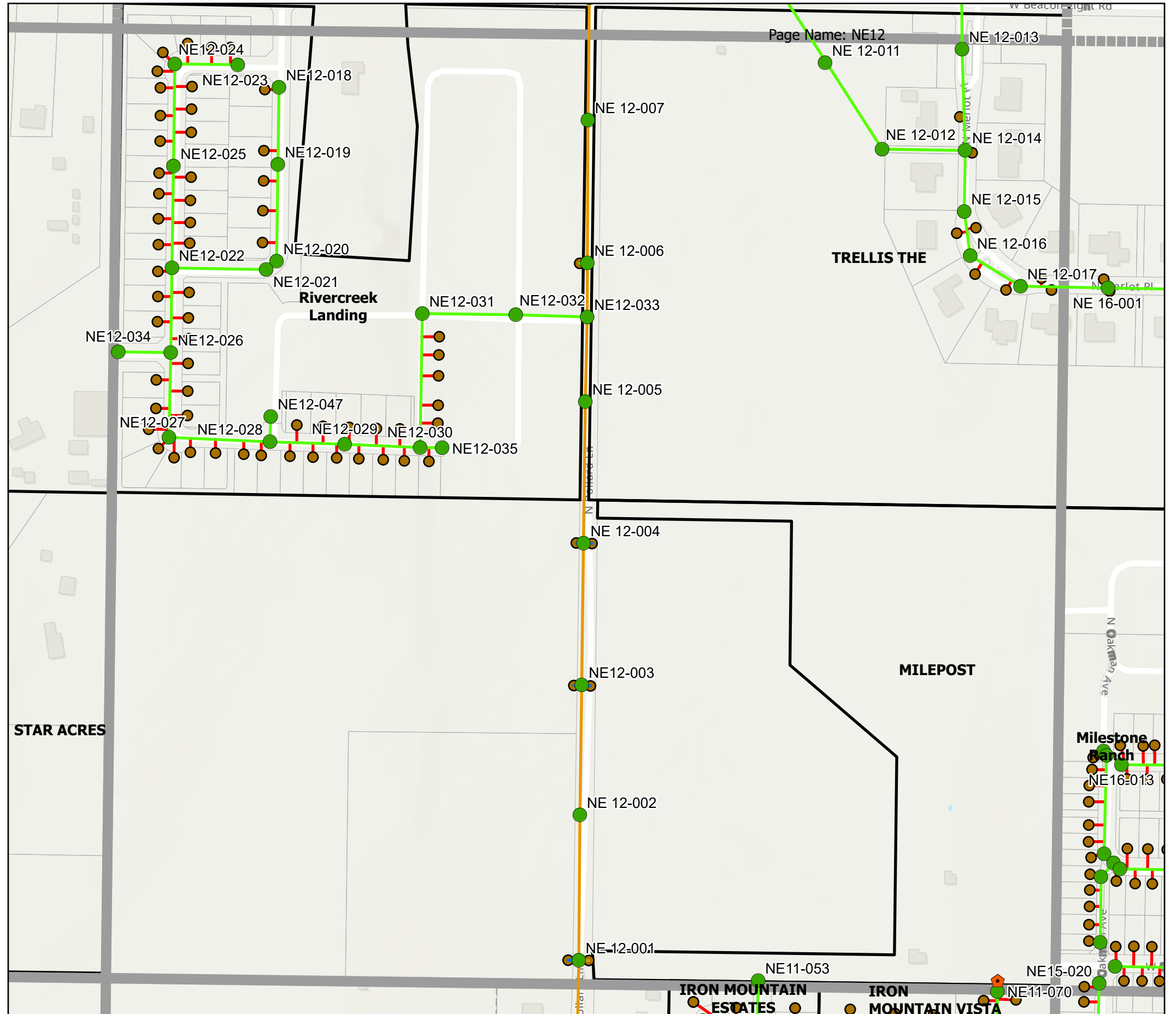
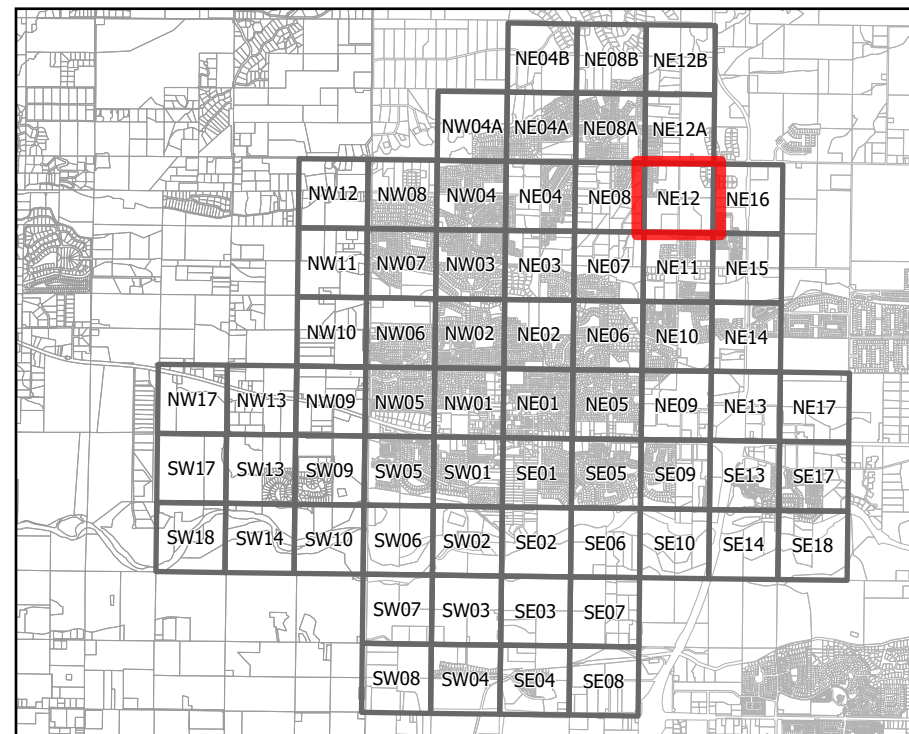

- Air Valve
- Clean Out
- Sewer Valve
- Grease Interceptor

Pressure Sewer

- 3" Pressure
- 6" Pressure
- 8" Pressure
- 10" Pressure
- 12" Pressure
- 18" Pressure

Misc Sewer

- Lift Station
- Dewatering Well
- High Voltage
- Low Voltage
- Permit
- Transfer
- Sewer Taps
- Sewer Services
- Sewer Laterals



Page Name: NE12



Existing Sewer System Map

Legend

Gravity Sewer Mains

- 6"
- 8"
- 10"
- 12"
- 15"
- 18"
- 21"
- 24"

Sewer Manholes

- Manhole

- Air Valve
- Clean Out
- Sewer Valve
- Grease Interceptor

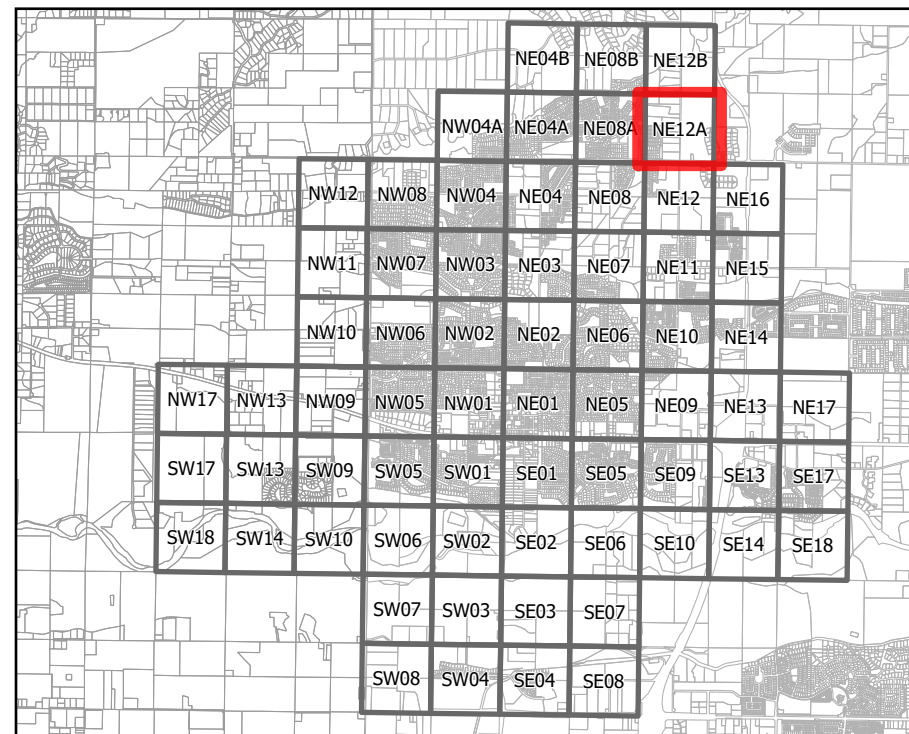
Pressure Sewer

- 3" Pressure
- 6" Pressure
- 8" Pressure
- 10" Pressure
- 12" Pressure
- 18" Pressure

Misc Sewer

- Lift Station
- Dewatering Well
- High Voltage
- Low Voltage
- Permit
- Transfer
- Sewer Taps
- Sewer Services
- Sewer Laterals

0 200 400 800 US Feet





Existing Sewer System Map

Legend

Gravity Sewer Mains

- 6"
- 8"
- 10"
- 12"
- 15"
- 18"
- 21"
- 24"

Sewer Manholes

- Manhole

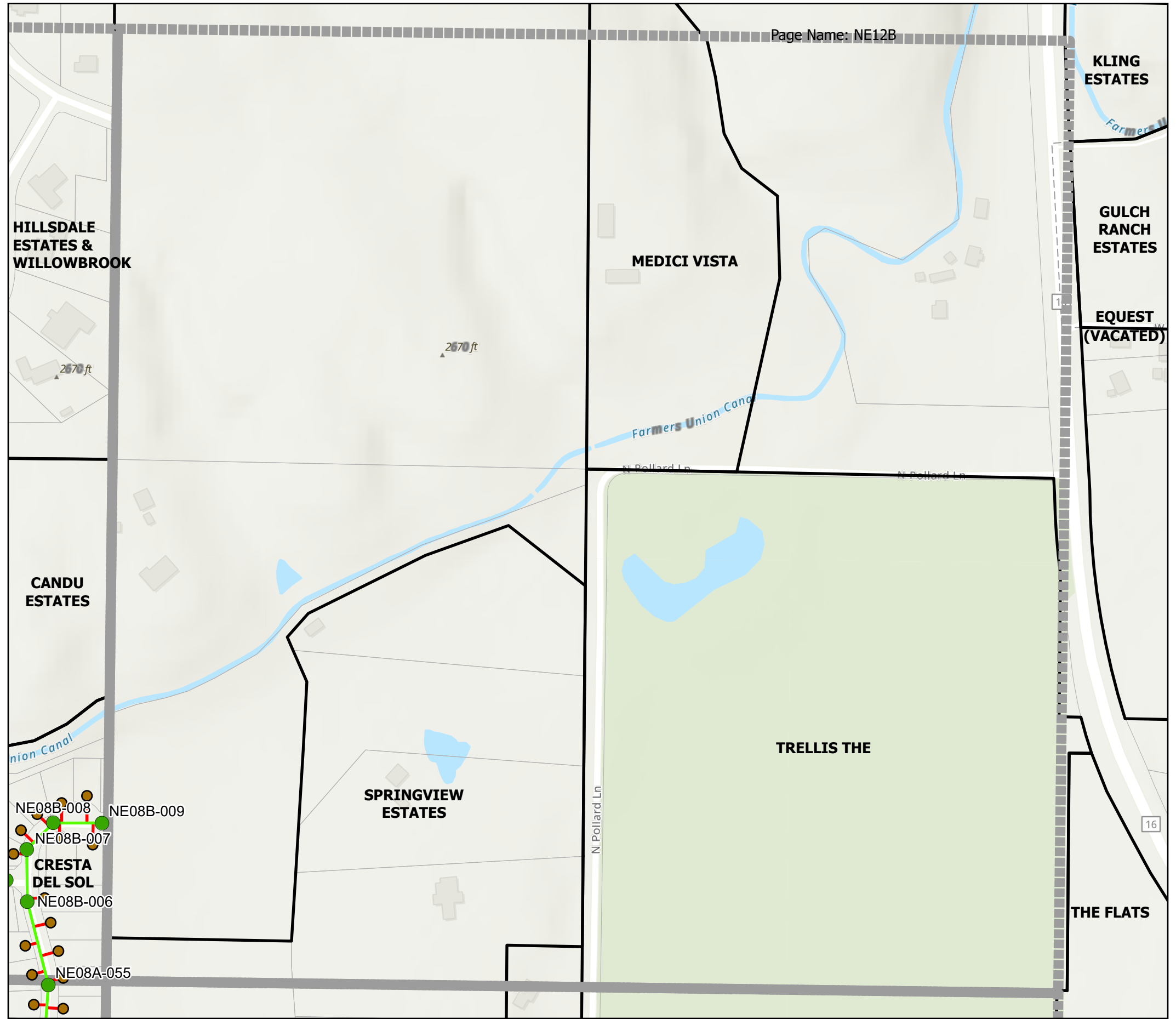
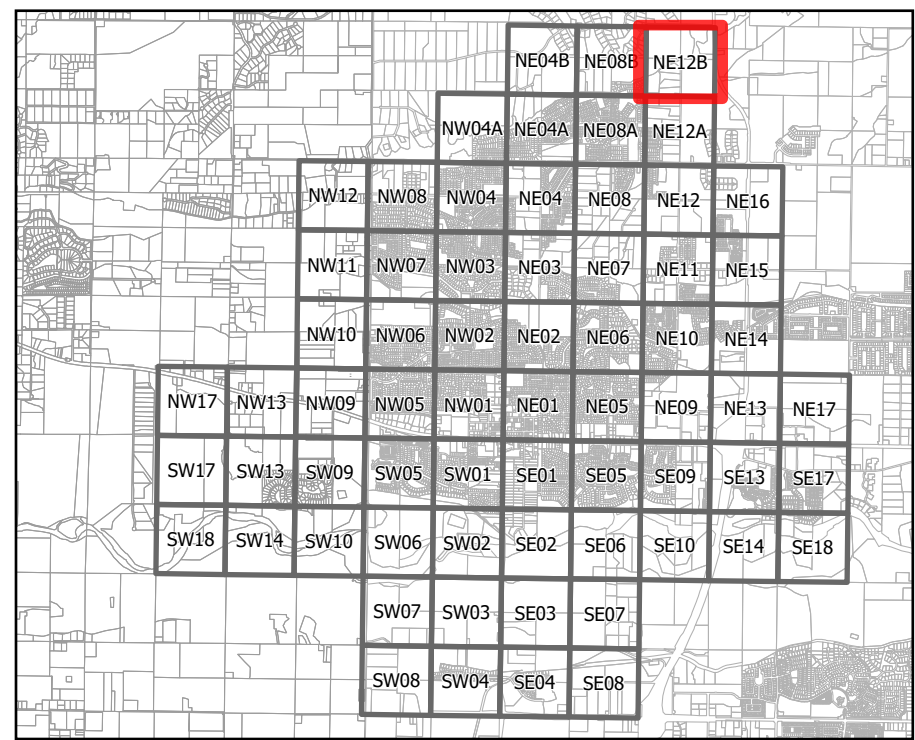
- Air Valve
- Clean Out
- Sewer Valve
- Grease Interceptor

Pressure Sewer

- 3" Pressure
- 6" Pressure
- 8" Pressure
- 10" Pressure
- 12" Pressure
- 18" Pressure

Misc Sewer

- Lift Station
- Dewatering Well
- High Voltage
- Low Voltage
- Permit
- Transfer
- Sewer Taps
- Sewer Services
- Sewer Laterals





Existing Sewer System Map

Legend

Gravity Sewer Mains

- 6"
- 8"
- 10"
- 12"
- 15"
- 18"
- 21"
- 24"

Sewer Manholes

- Manhole

- Air Valve
- Clean Out
- Sewer Valve
- Grease Interceptor

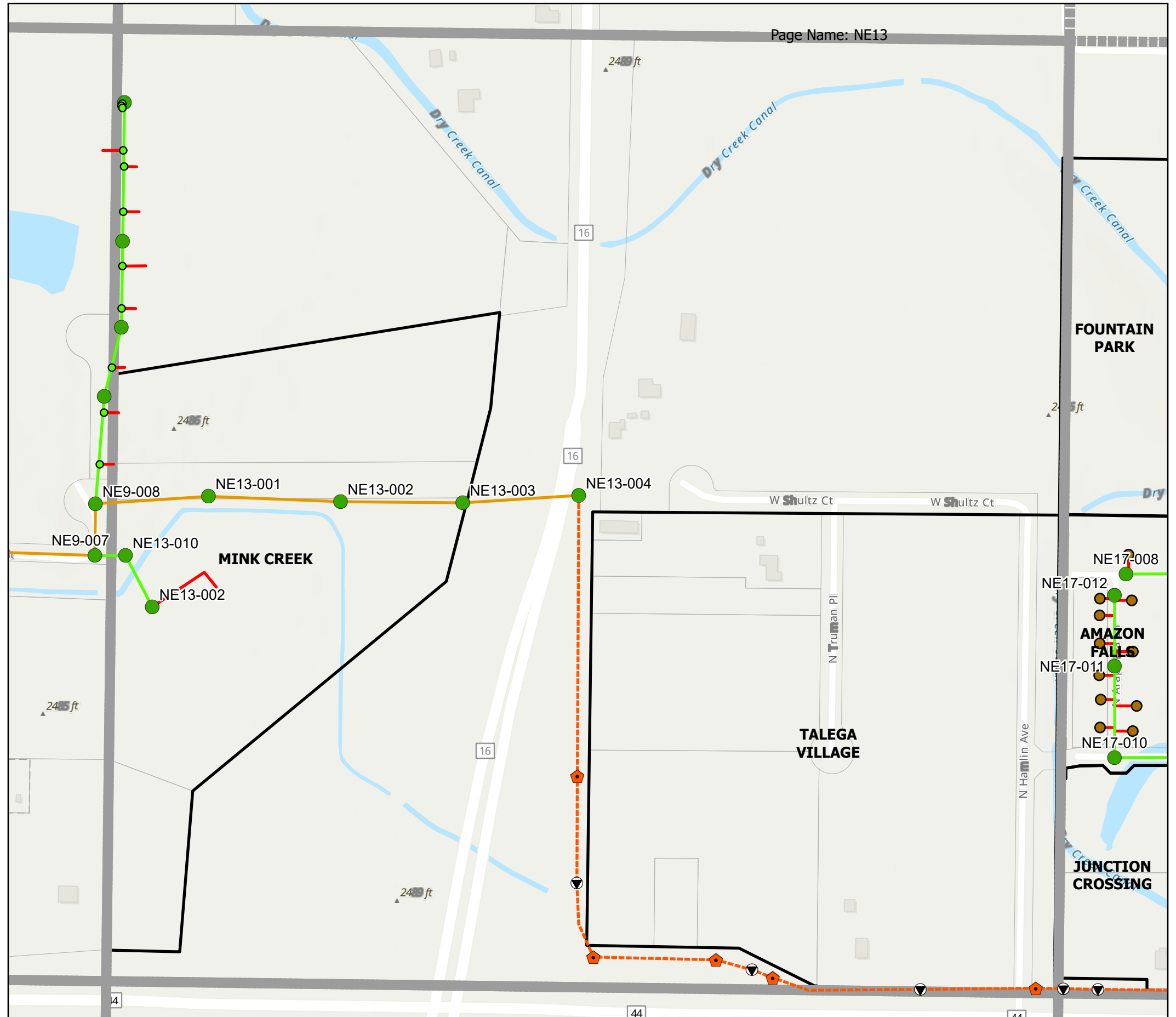
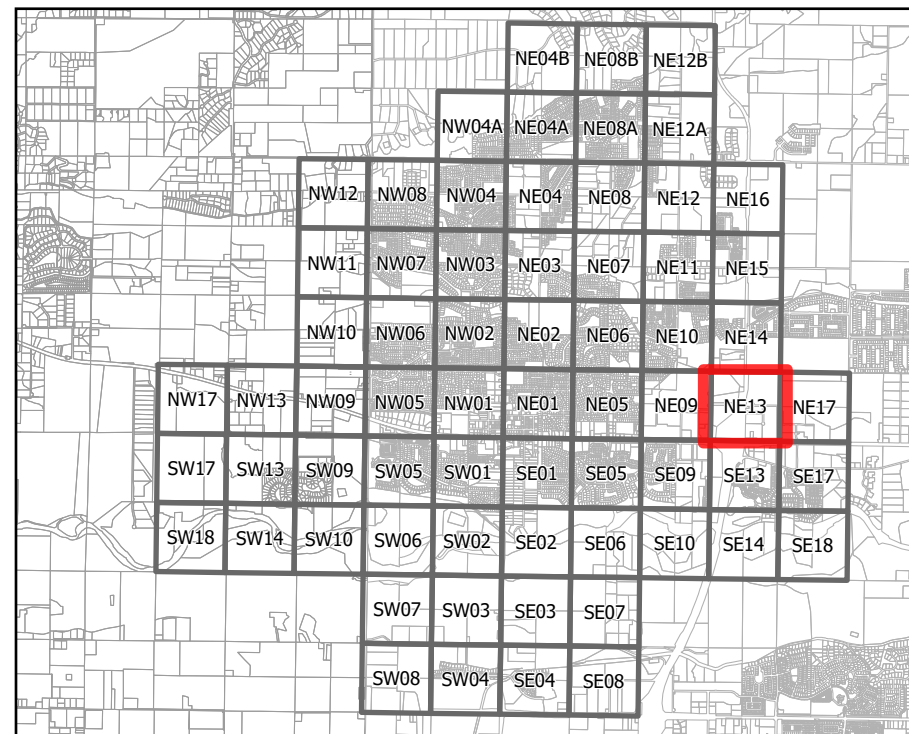
Pressure Sewer

- 3" Pressure
- 6" Pressure
- 8" Pressure
- 10" Pressure
- 12" Pressure
- 18" Pressure

Misc Sewer

- Lift Station
- Dewatering Well
- High Voltage
- Low Voltage
- Permit
- Transfer
- Sewer Taps
- Sewer Services
- Sewer Laterals

0 200 400 800 US Feet





Existing Sewer System Map

Legend

Gravity Sewer Mains

- 6"
- 8"
- 10"
- 12"
- 15"
- 18"
- 21"
- 24"

Sewer Manholes

- Manhole

- Air Valve
- Clean Out
- Sewer Valve
- Grease Interceptor

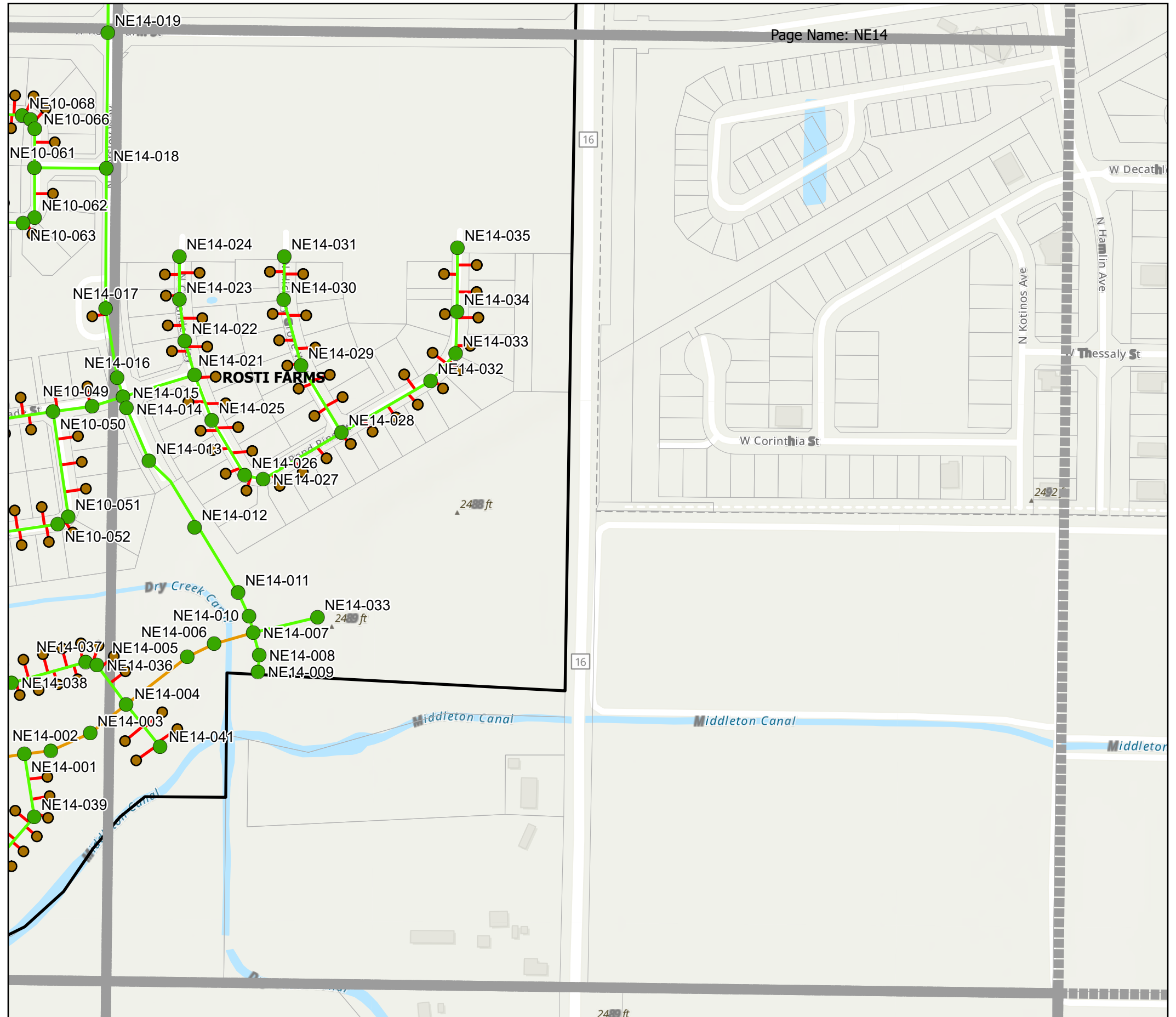
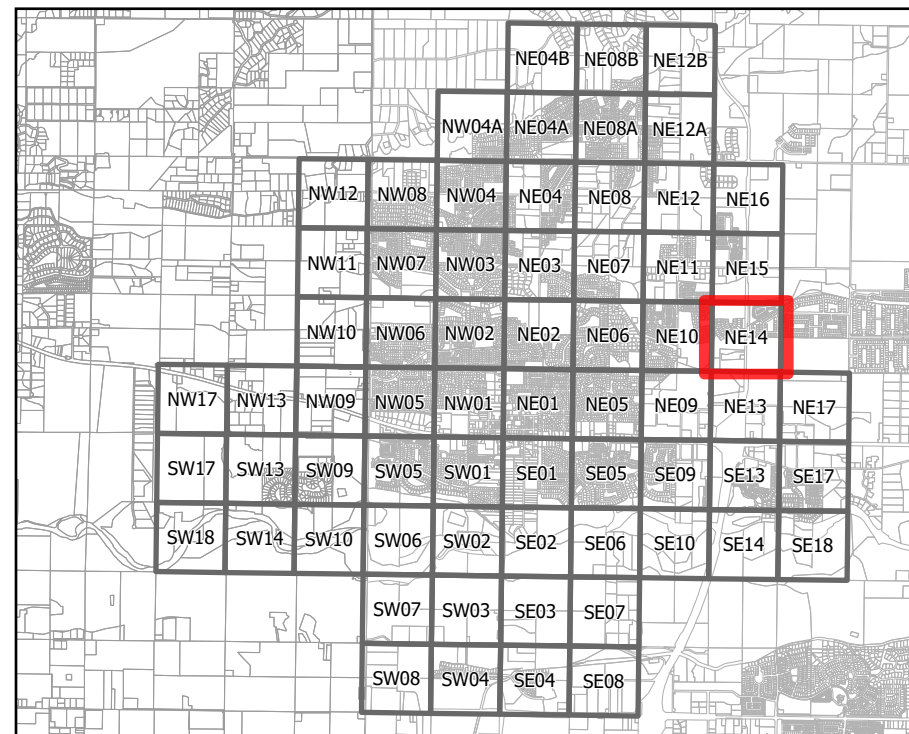
Pressure Sewer

- - - 3" Pressure
- - - 6" Pressure
- - - 8" Pressure
- - - 10" Pressure
- - - 12" Pressure
- - - 18" Pressure

Misc Sewer

- Lift Station
- Dewatering Well
- High Voltage
- Low Voltage
- Permit
- Transfer
- Sewer Taps
- Sewer Services
- Sewer Laterals

0 200 400 800 US Feet



Page Name: NE14



Existing Sewer System Map

Legend

Gravity Sewer Mains

- 6"
- 8"
- 10"
- 12"
- 15"
- 18"
- 21"
- 24"

Sewer Manholes

- Manhole

- Air Valve
- Clean Out
- Sewer Valve
- Grease Interceptor

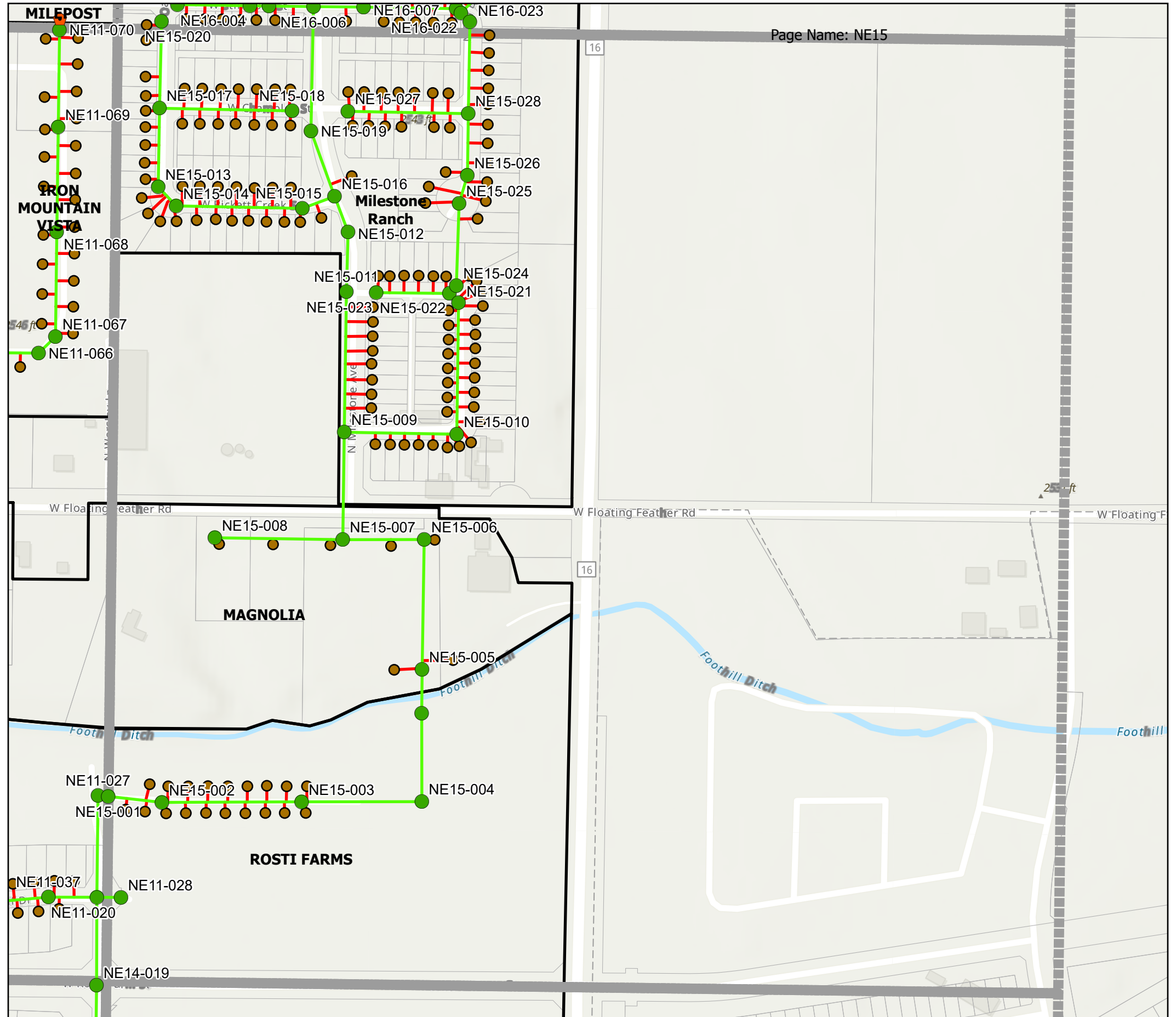
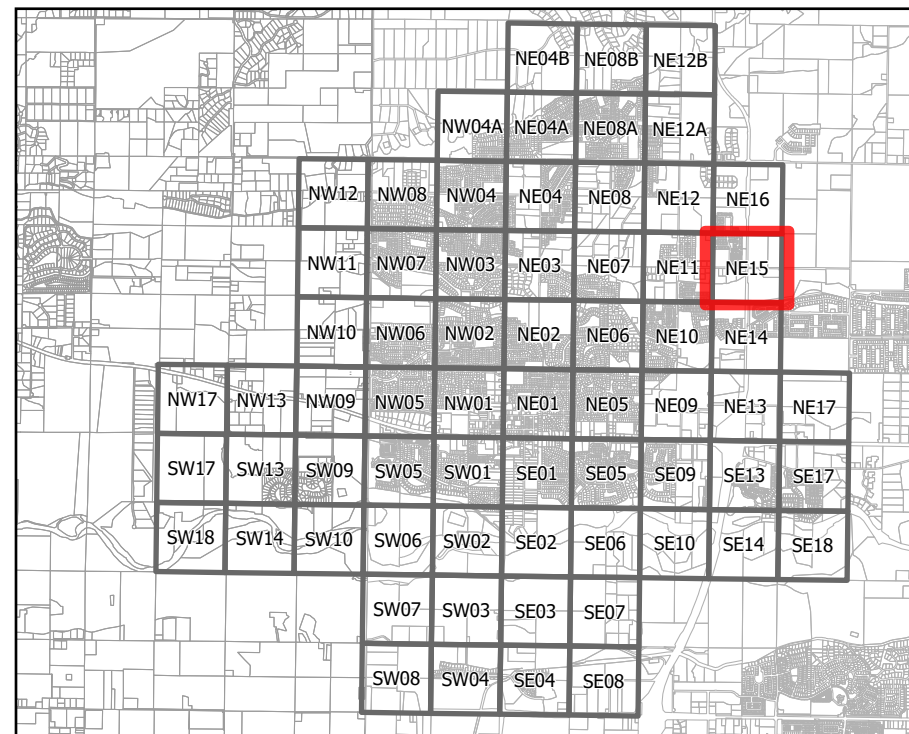
Pressure Sewer

- - - 3" Pressure
- - - 6" Pressure
- - - 8" Pressure
- - - 10" Pressure
- - - 12" Pressure
- - - 18" Pressure

Misc Sewer

- Lift Station
- Dewatering Well
- High Voltage
- Low Voltage
- Permit
- Transfer
- Sewer Taps
- Sewer Services
- Sewer Laterals

0 200 400 800 US Feet





Existing Sewer System Map

Legend

Gravity Sewer Mains

- 6"
- 8"
- 10"
- 12"
- 15"
- 18"
- 21"
- 24"

Sewer Manholes

- Manhole

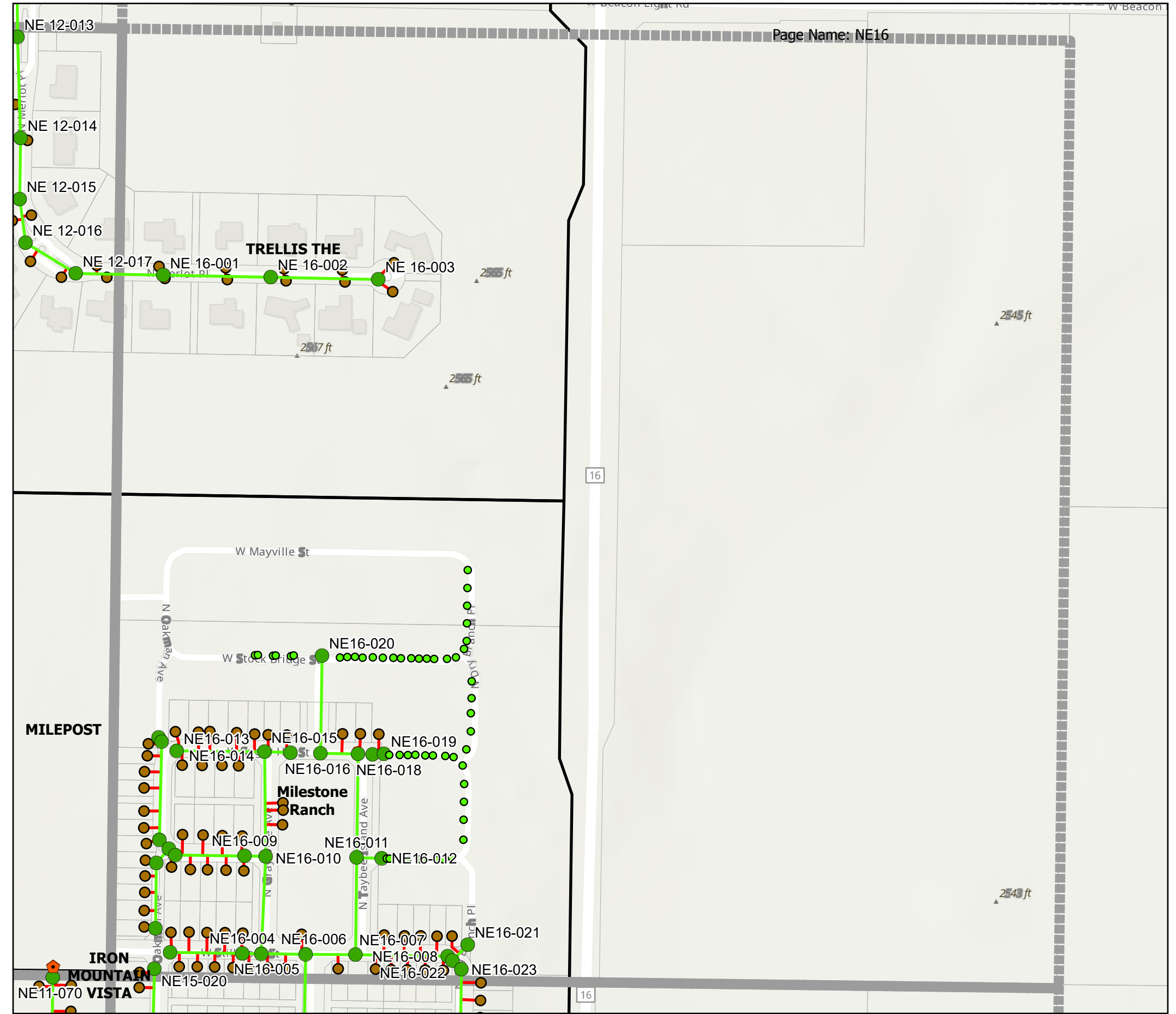
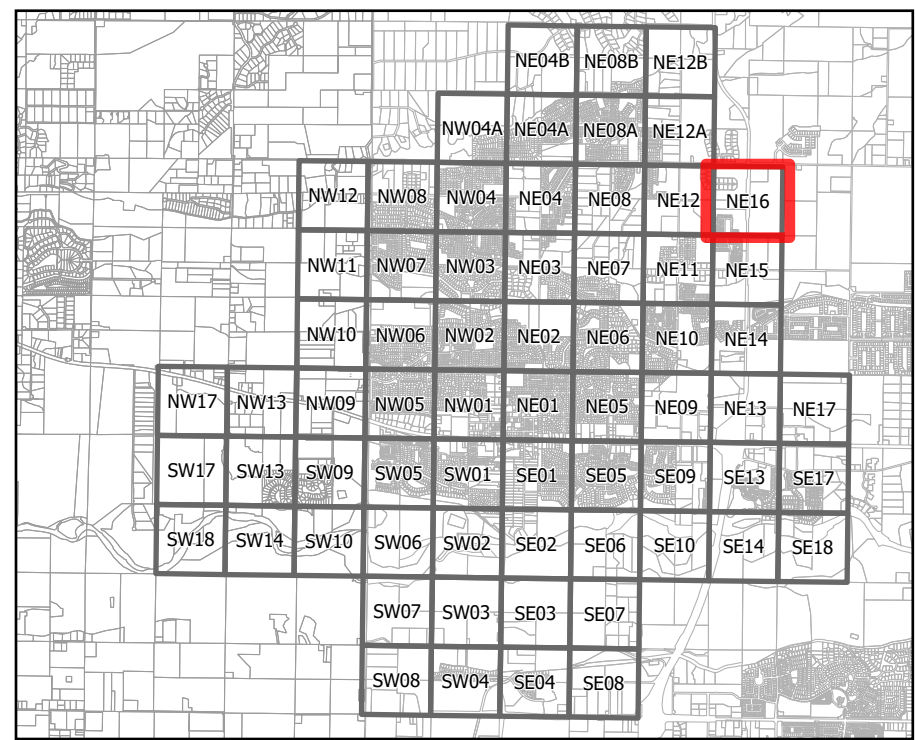
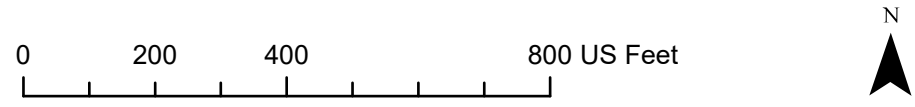
- Air Valve
- Clean Out
- Sewer Valve
- Grease Interceptor

Pressure Sewer

- - - 3" Pressure
- - - 6" Pressure
- - - 8" Pressure
- - - 10" Pressure
- - - 12" Pressure
- - - 18" Pressure

Misc Sewer

- Lift Station
- Dewatering Well
- High Voltage
- Low Voltage
- Permit
- Transfer
- Sewer Taps
- Sewer Services
- Sewer Laterals



Page Name: NE16



Existing Sewer System Map

Legend

Gravity Sewer Mains

- 6"
- 8"
- 10"
- 12"
- 15"
- 18"
- 21"
- 24"

Sewer Manholes

- Manhole

- Air Valve
- Clean Out
- Sewer Valve
- Grease Interceptor

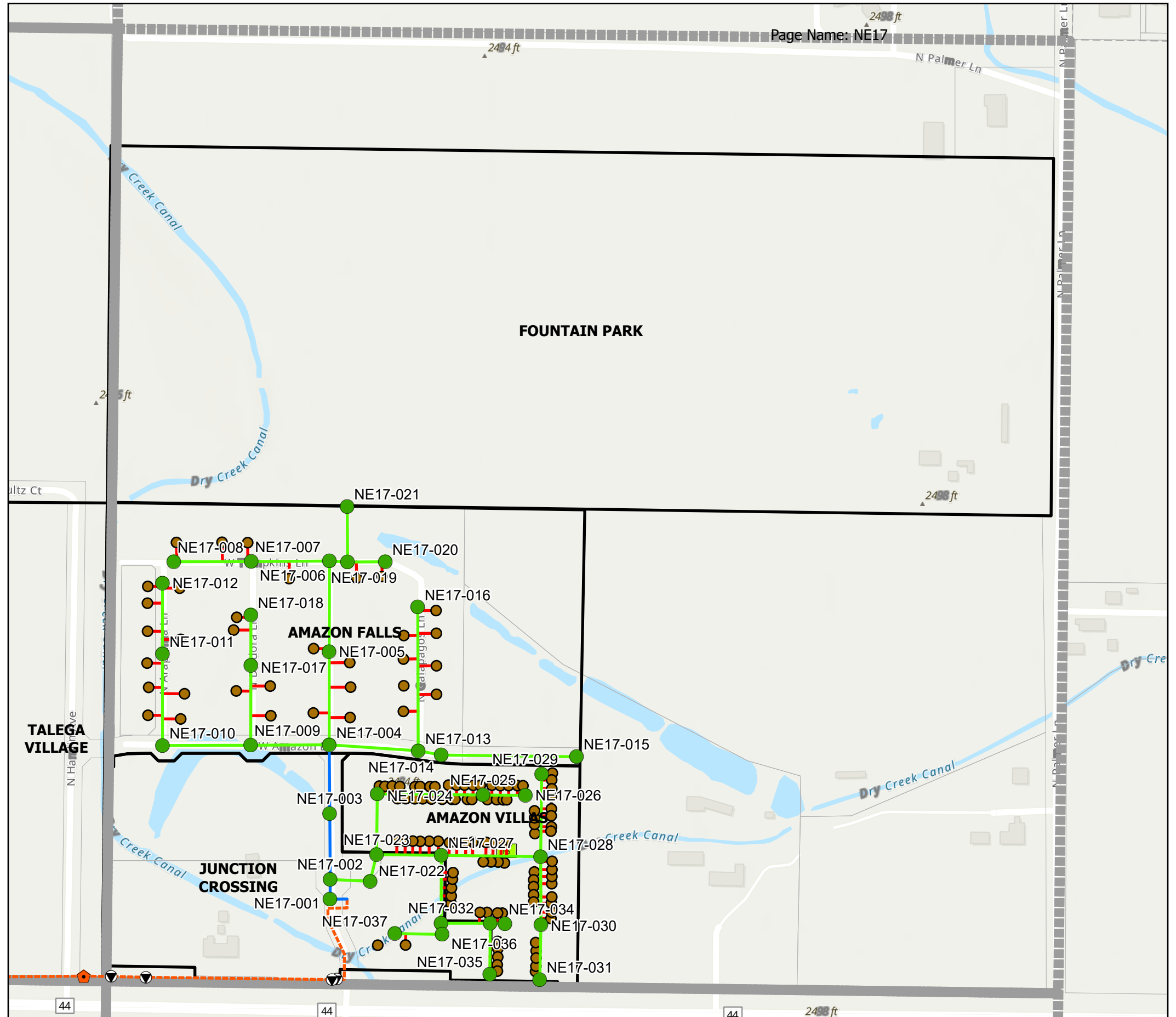
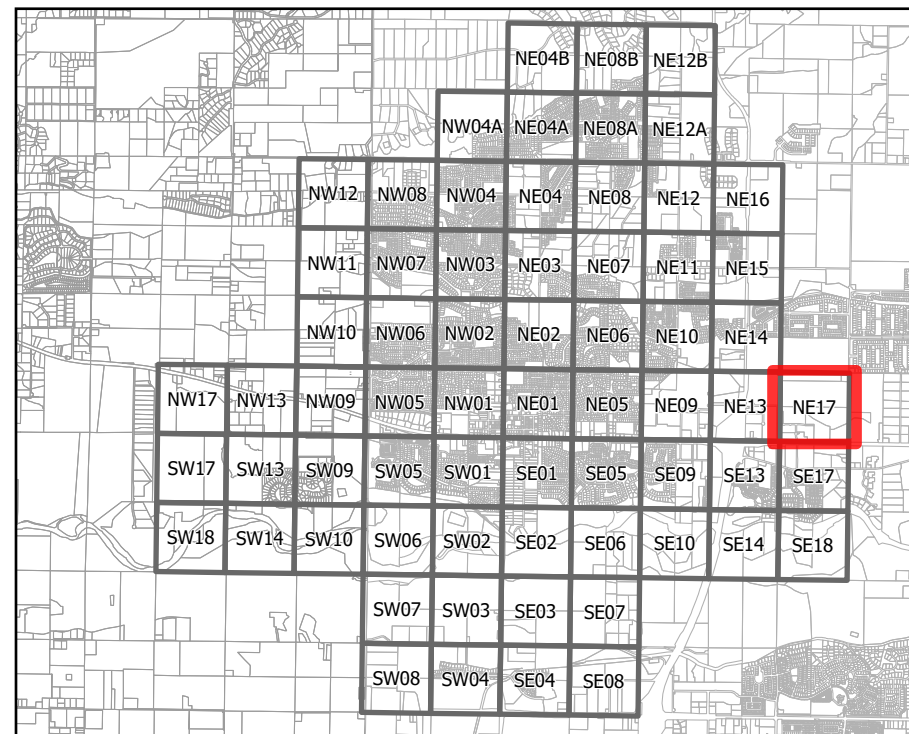
Pressure Sewer

- 3" Pressure
- 6" Pressure
- 8" Pressure
- 10" Pressure
- 12" Pressure
- 18" Pressure

Misc Sewer

- Lift Station
- Dewatering Well
- High Voltage
- Low Voltage
- Permit
- Transfer
- Sewer Taps
- Sewer Services
- Sewer Laterals

0 200 400 800 US Feet





Existing Sewer System Map

Legend

Gravity Sewer Mains

- 6"
- 8"
- 10"
- 12"
- 15"
- 18"
- 21"
- 24"

Sewer Manholes

- Manhole

- Air Valve
- Clean Out
- Sewer Valve
- Grease Interceptor

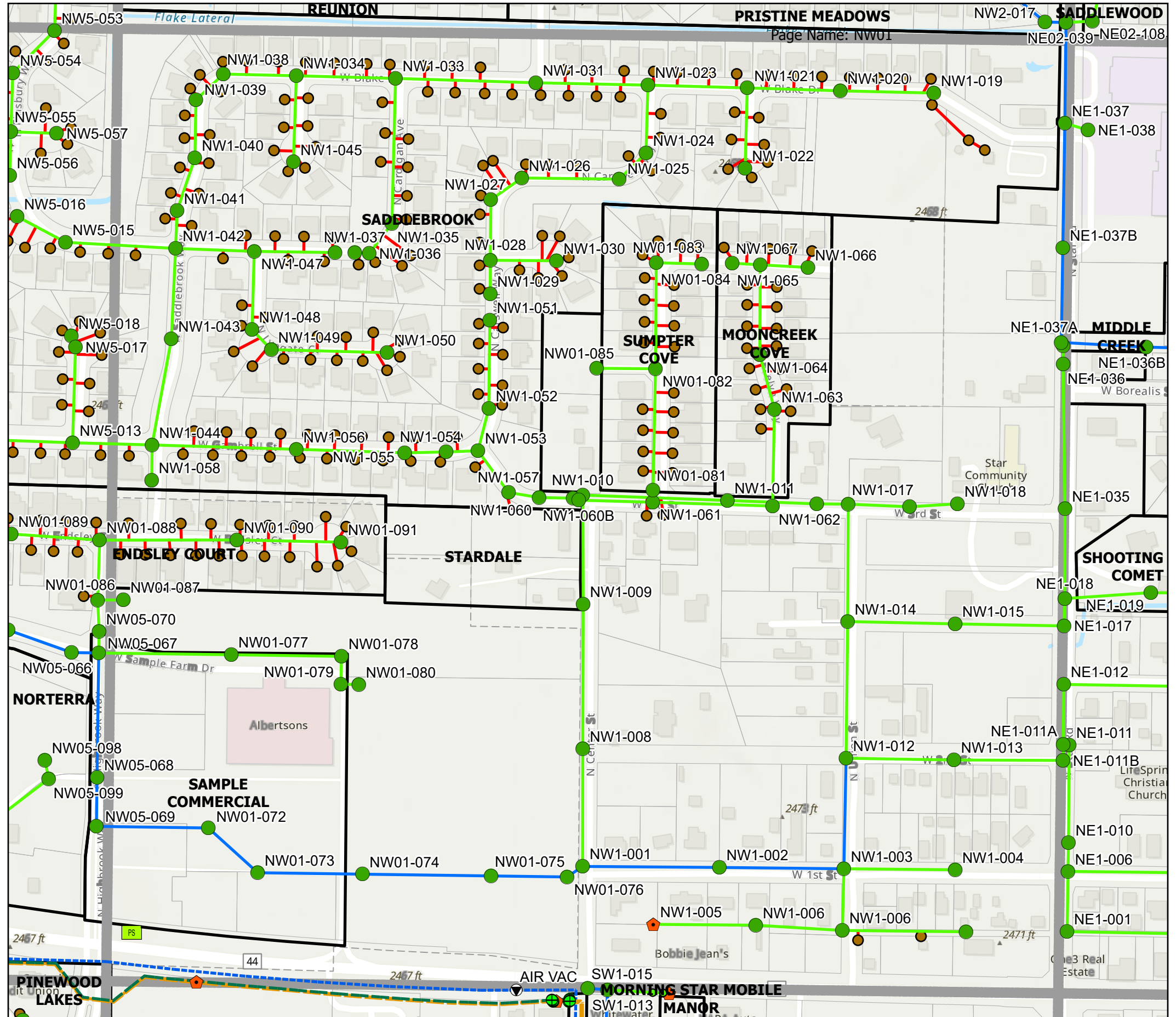
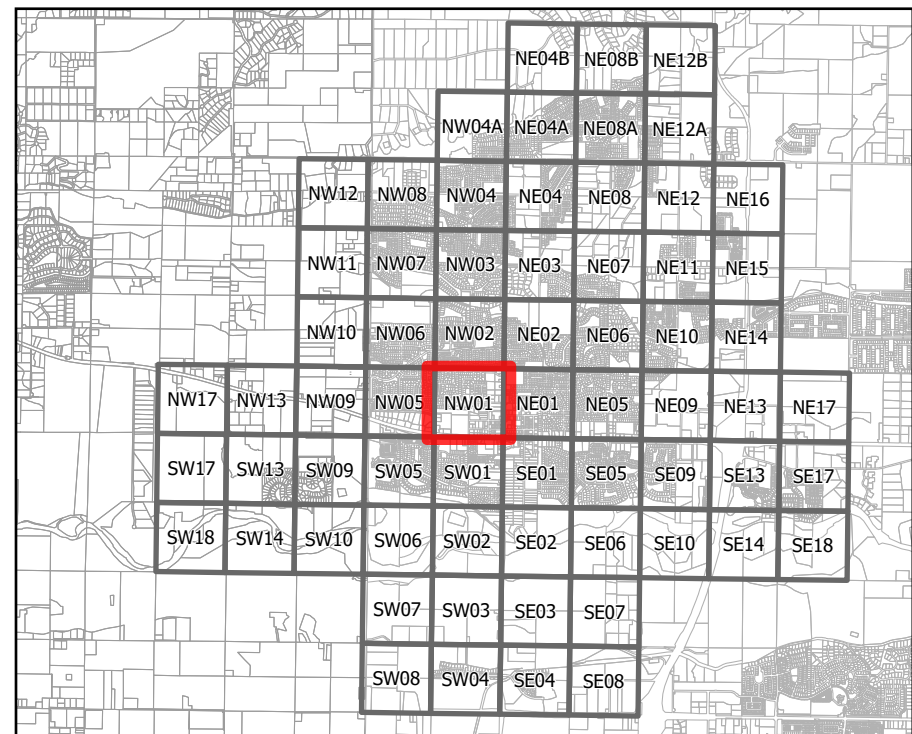
Pressure Sewer

- 3" Pressure
- 6" Pressure
- 8" Pressure
- 10" Pressure
- 12" Pressure
- 18" Pressure

Misc Sewer

- Lift Station
- Dewatering Well
- High Voltage
- Low Voltage
- Permit
- Transfer
- Sewer Taps
- Sewer Services
- Sewer Laterals

0 200 400 800 US Feet





Existing Sewer System Map

Legend

Gravity Sewer Mains

- 6"
- 8"
- 10"
- 12"
- 15"
- 18"
- 21"
- 24"

Sewer Manholes

- Manhole

- Air Valve
- Clean Out
- Sewer Valve
- Grease Interceptor

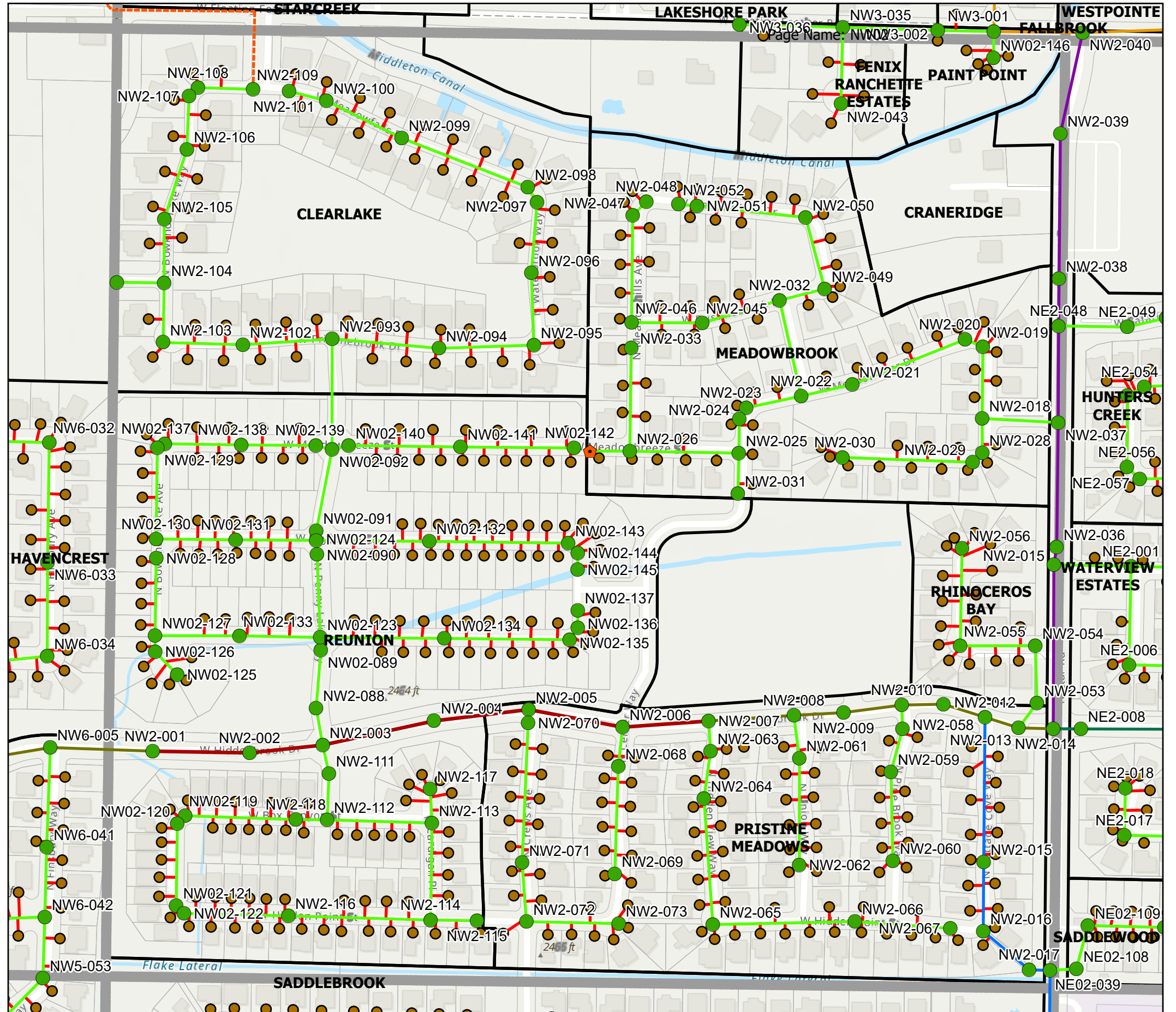
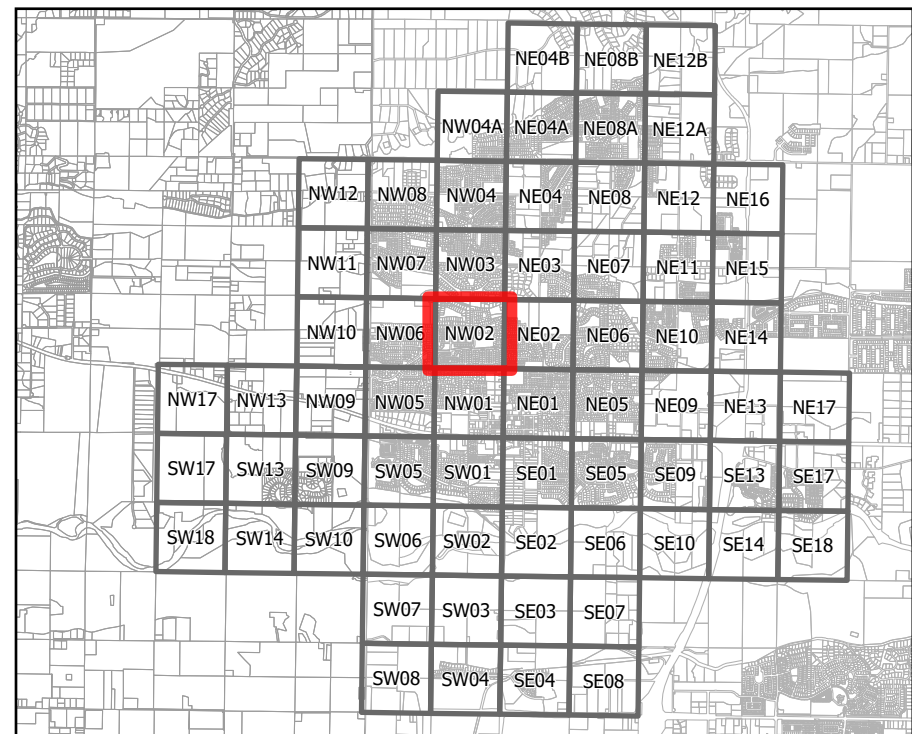
Pressure Sewer

- 3" Pressure
- 6" Pressure
- 8" Pressure
- 10" Pressure
- 12" Pressure
- 18" Pressure

Misc Sewer

- Lift Station
- Dewatering Well
- High Voltage
- Low Voltage
- Permit
- Transfer
- Sewer Taps
- Sewer Services
- Sewer Laterals

0 200 400 800 US Feet





Existing Sewer System Map

Legend

Gravity Sewer Mains

- 6"
- 8"
- 10"
- 12"
- 15"
- 18"
- 21"
- 24"

Sewer Manholes

- Manhole

- Air Valve
- Clean Out
- Sewer Valve
- Grease Interceptor

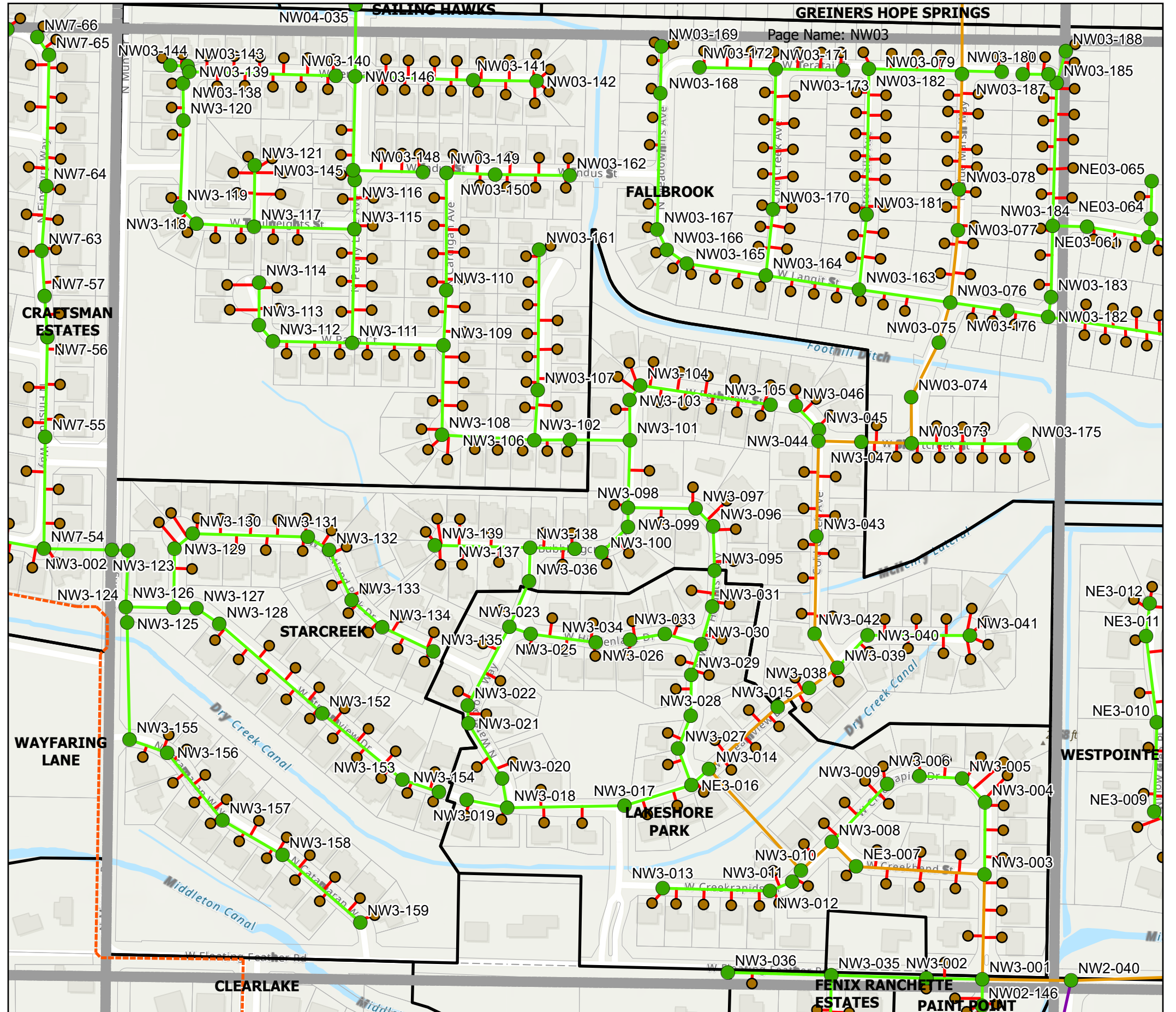
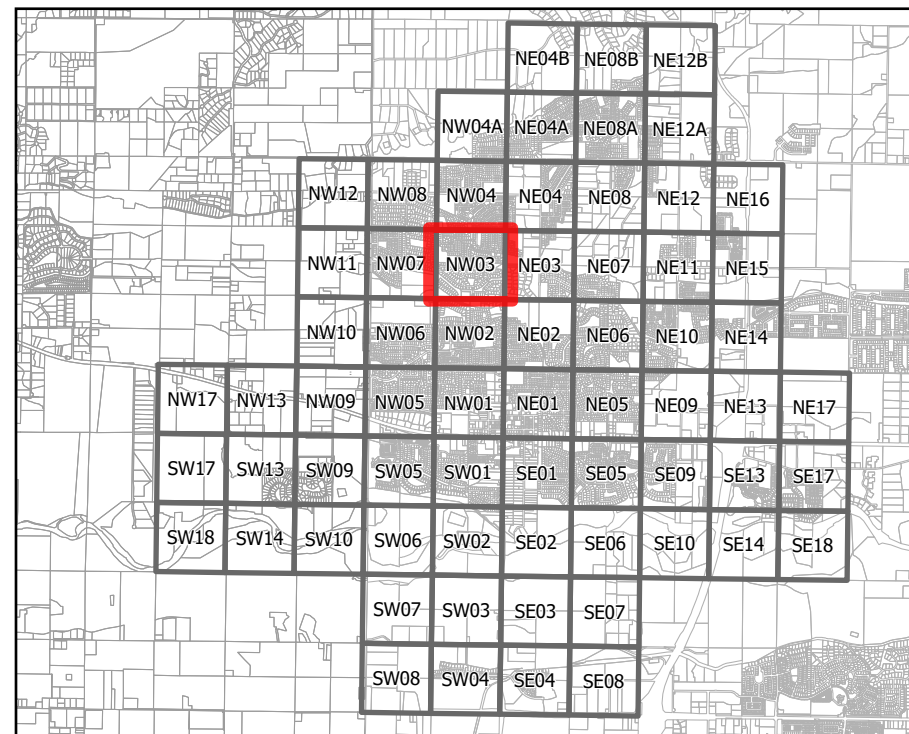
Pressure Sewer

- 3" Pressure
- 6" Pressure
- 8" Pressure
- 10" Pressure
- 12" Pressure
- 18" Pressure

Misc Sewer

- Lift Station
- Dewatering Well
- High Voltage
- Low Voltage
- Permit
- Transfer
- Sewer Taps
- Sewer Services
- Sewer Laterals

0 200 400 800 US Feet





Existing Sewer System Map

Legend

Gravity Sewer Mains

- 6"
- 8"
- 10"
- 12"
- 15"
- 18"
- 21"
- 24"

Sewer Manholes

- Manhole

- Air Valve
- Clean Out
- Sewer Valve
- Grease Interceptor

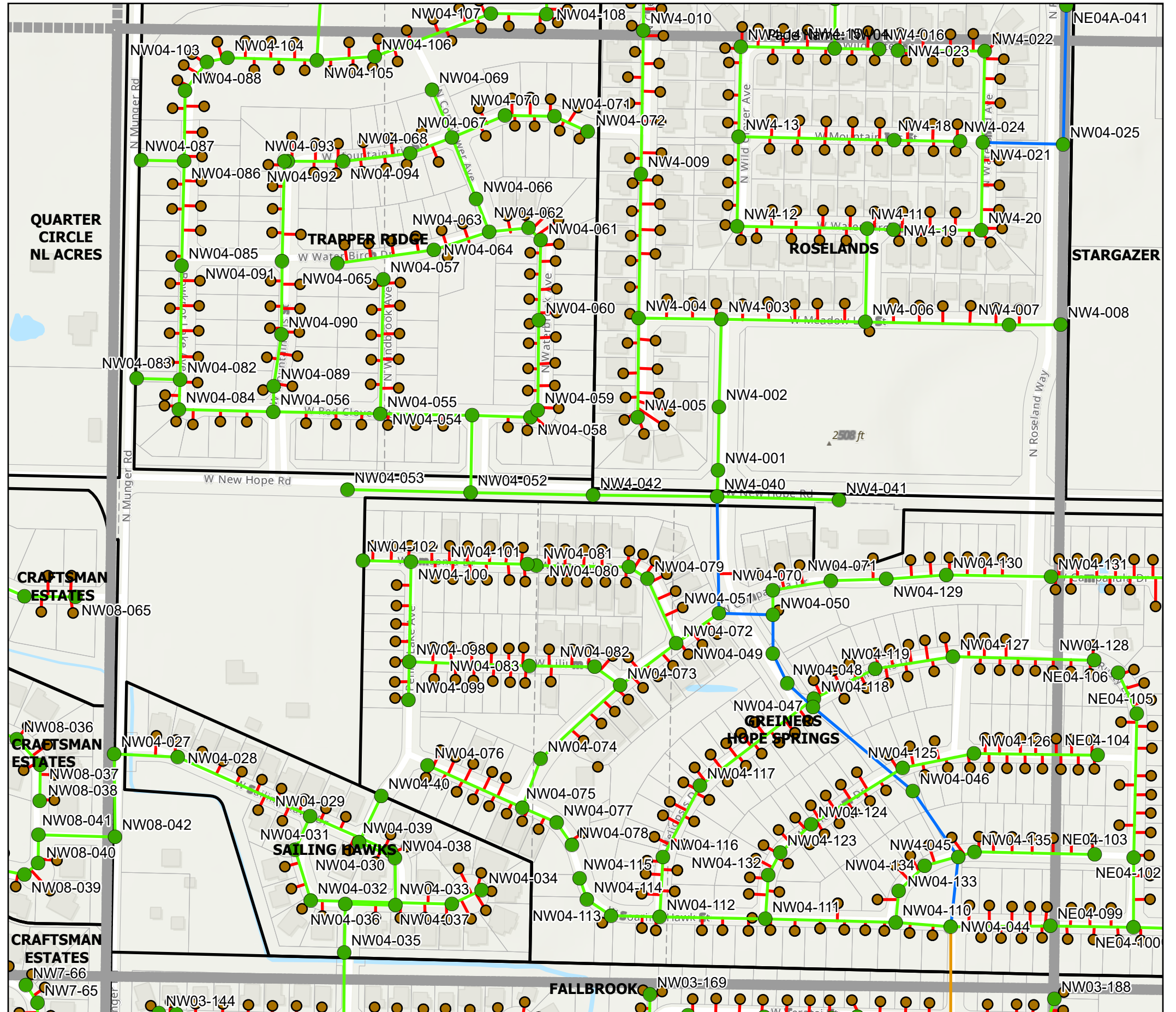
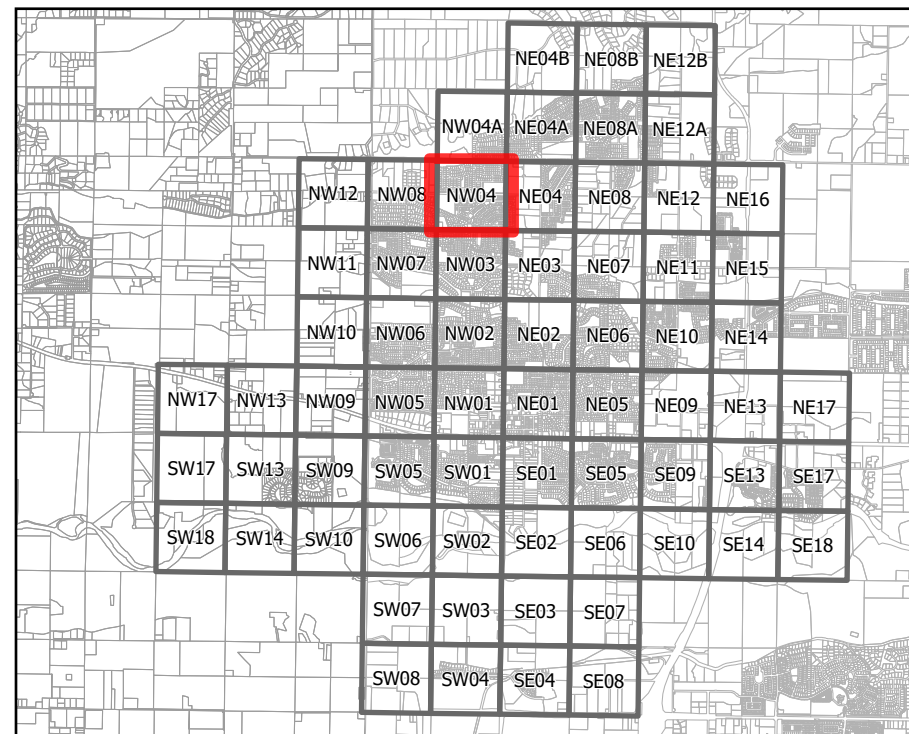
Pressure Sewer

- 3" Pressure
- 6" Pressure
- 8" Pressure
- 10" Pressure
- 12" Pressure
- 18" Pressure

Misc Sewer

- Lift Station
- Dewatering Well
- High Voltage
- Low Voltage
- Permit
- Transfer
- Sewer Taps
- Sewer Services
- Sewer Laterals

0 200 400 800 US Feet





Existing Sewer System Map

Legend

Gravity Sewer Mains

- 6"
- 8"
- 10"
- 12"
- 15"
- 18"
- 21"
- 24"

Sewer Manholes

- Manhole

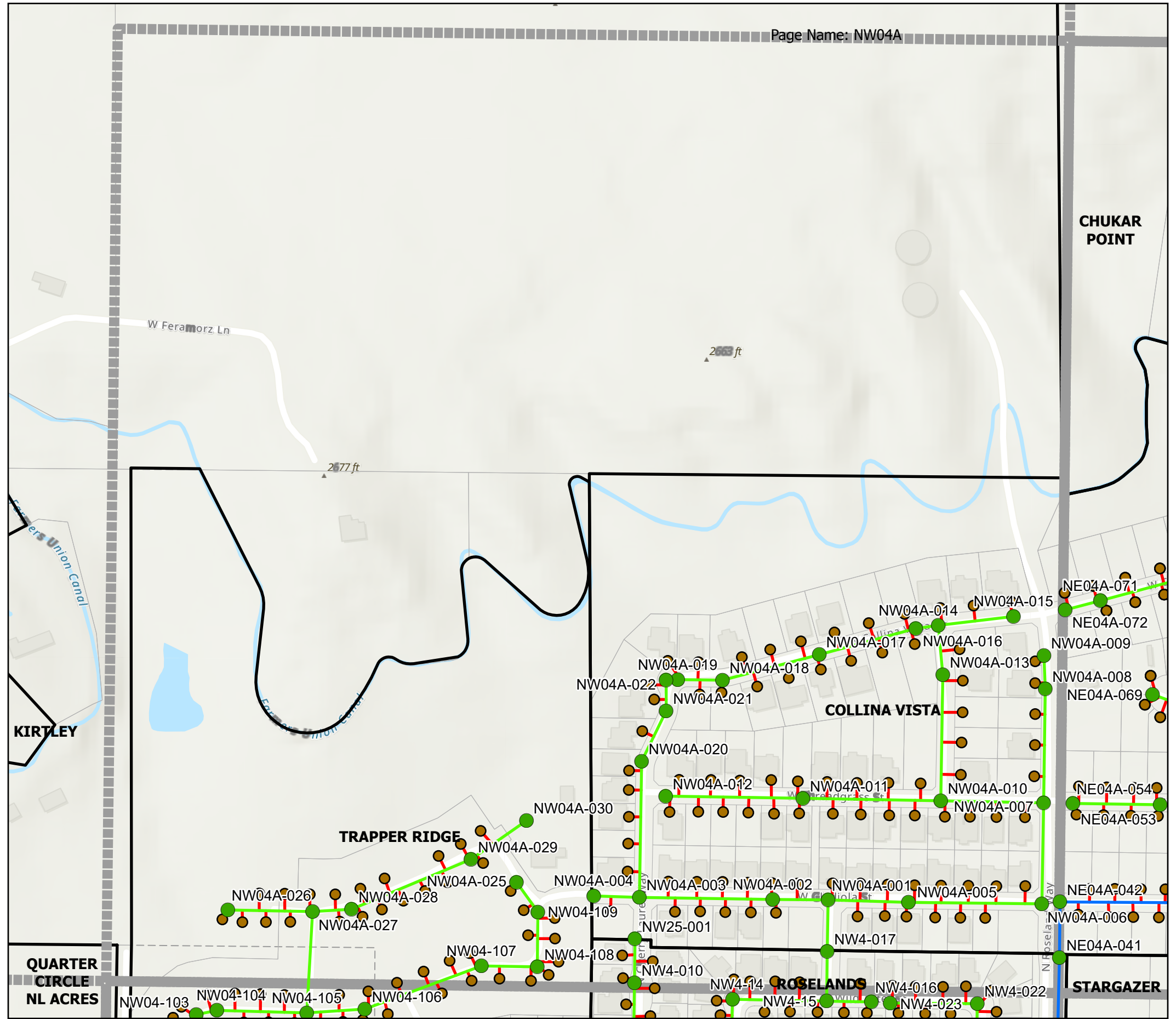
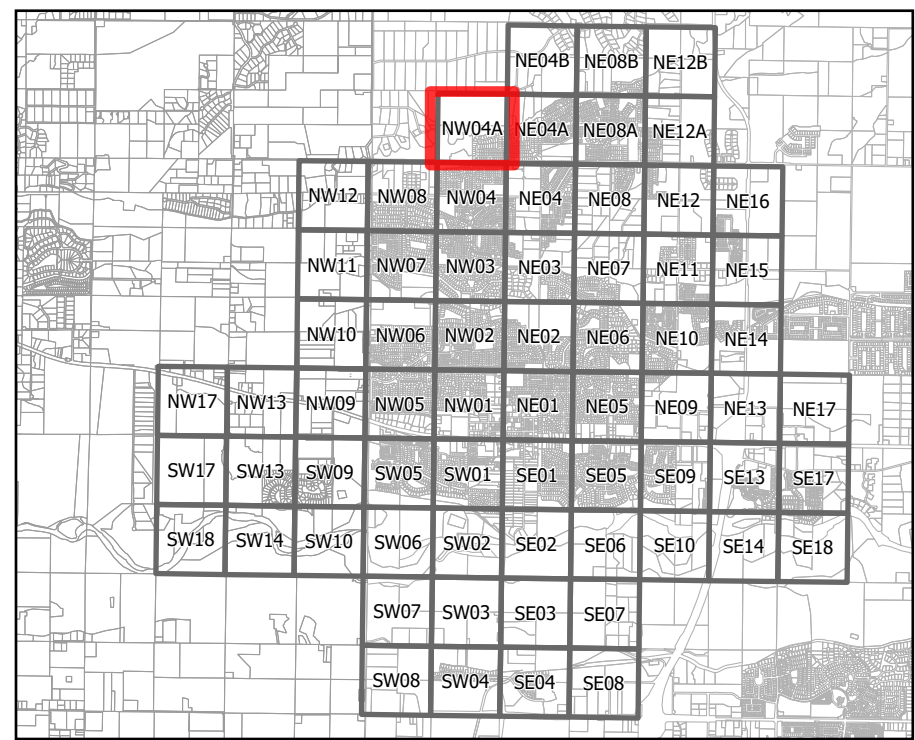
- Air Valve
- Clean Out
- Sewer Valve
- Grease Interceptor

Pressure Sewer

- 3" Pressure
- 6" Pressure
- 8" Pressure
- 10" Pressure
- 12" Pressure
- 18" Pressure

Misc Sewer

- Lift Station
- Dewatering Well
- High Voltage
- Low Voltage
- Permit
- Transfer
- Sewer Taps
- Sewer Services
- Sewer Laterals



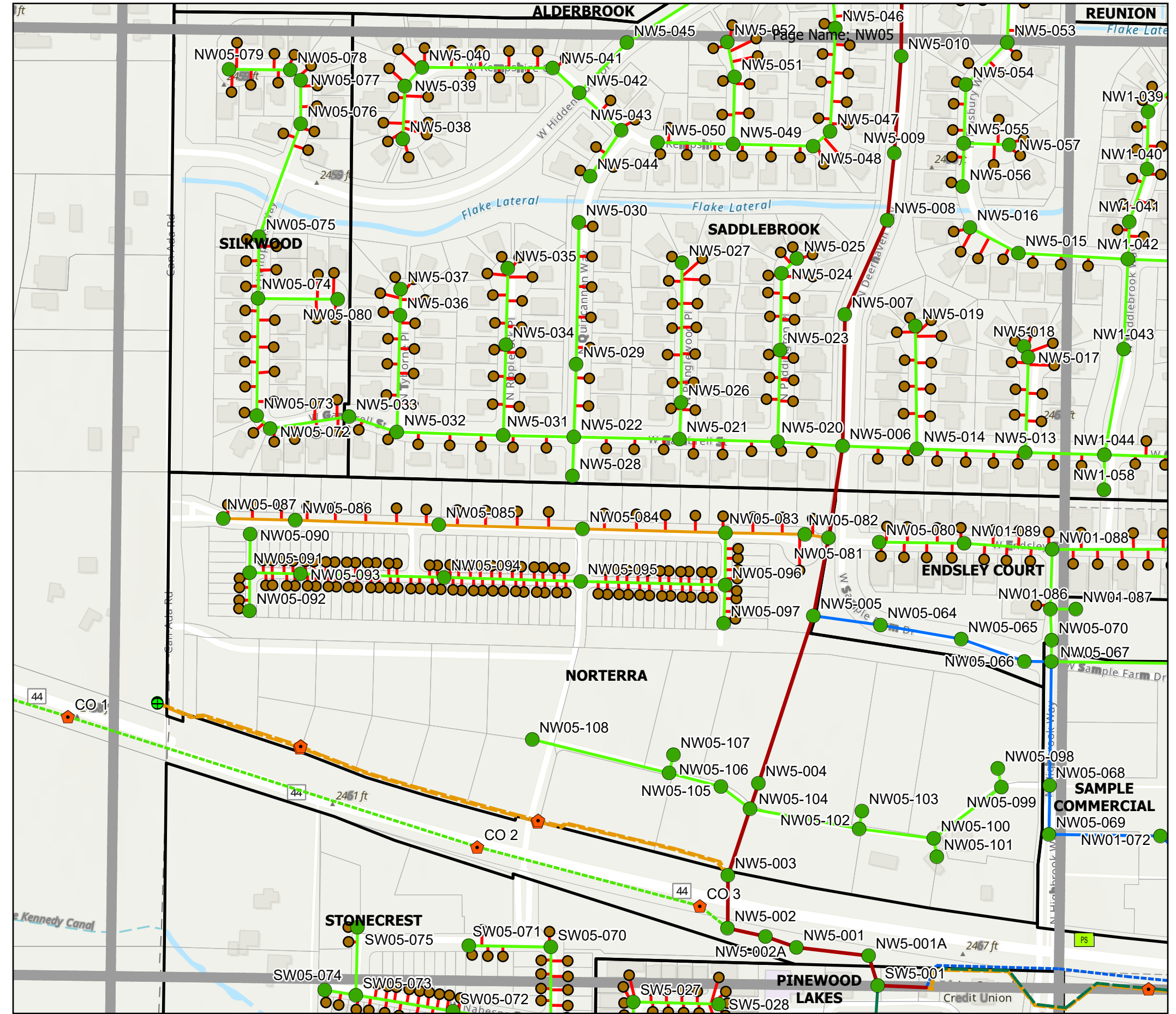
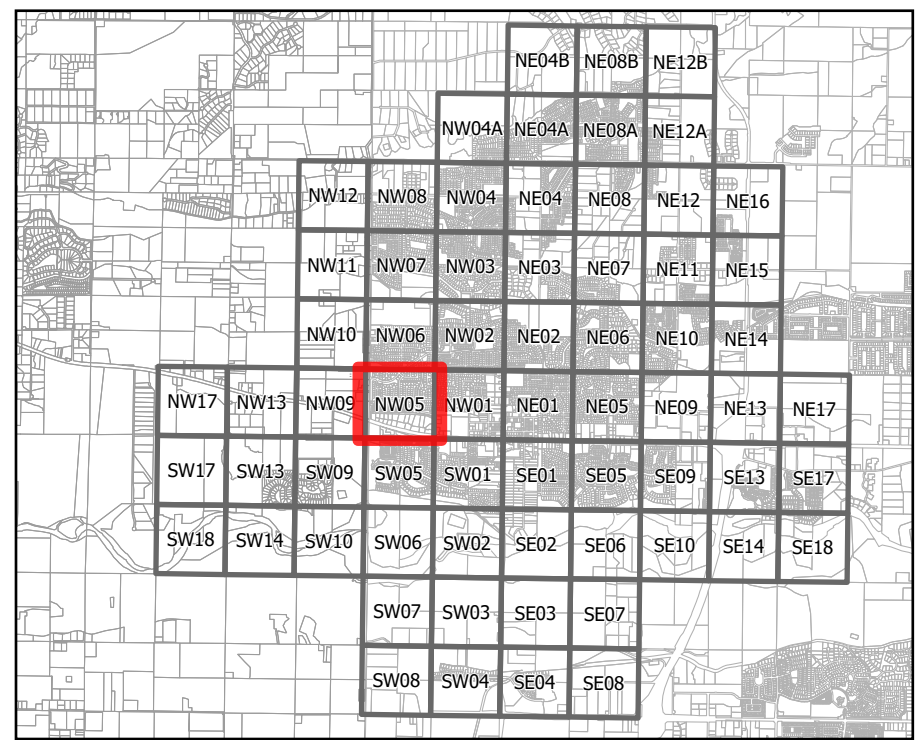


Existing Sewer System Map

Legend

- Gravity Sewer Mains**
 - 6" (Yellow)
 - 8" (Green)
 - 10" (Blue)
 - 12" (Orange)
 - 15" (Purple)
 - 18" (Dark Green)
 - 21" (Brown)
 - 24" (Red)
- Sewer Manholes**
 - Manhole (Green Circle)
- Pressure Sewer**
 - 3" Pressure (Dashed Orange)
 - 6" Pressure (Dashed Orange)
 - 8" Pressure (Dashed Green)
 - 10" Pressure (Dashed Blue)
 - 12" Pressure (Dashed Orange)
 - 18" Pressure (Dashed Green)
- Misc Sewer**
 - Lift Station (Green Square with PS)
 - Dewatering Well (Cross Symbol)
 - High Voltage (Red Triangle)
 - Low Voltage (Orange Triangle)
 - Permit (Green Diamond)
 - Transfer (Green Square with X)
 - Sewer Taps (Green Circle)
 - Sewer Services (Brown Circle)
 - Sewer Laterals (Red Line)
- Air Valve** (Black Circle)
- Clean Out** (Orange Square)
- Sewer Valve** (Green Circle)
- Grease Interceptor** (Green Square)

0 200 400 800 US Feet





Existing Sewer System Map

Legend

Gravity Sewer Mains

- 6"
- 8"
- 10"
- 12"
- 15"
- 18"
- 21"
- 24"

Sewer Manholes

- Manhole

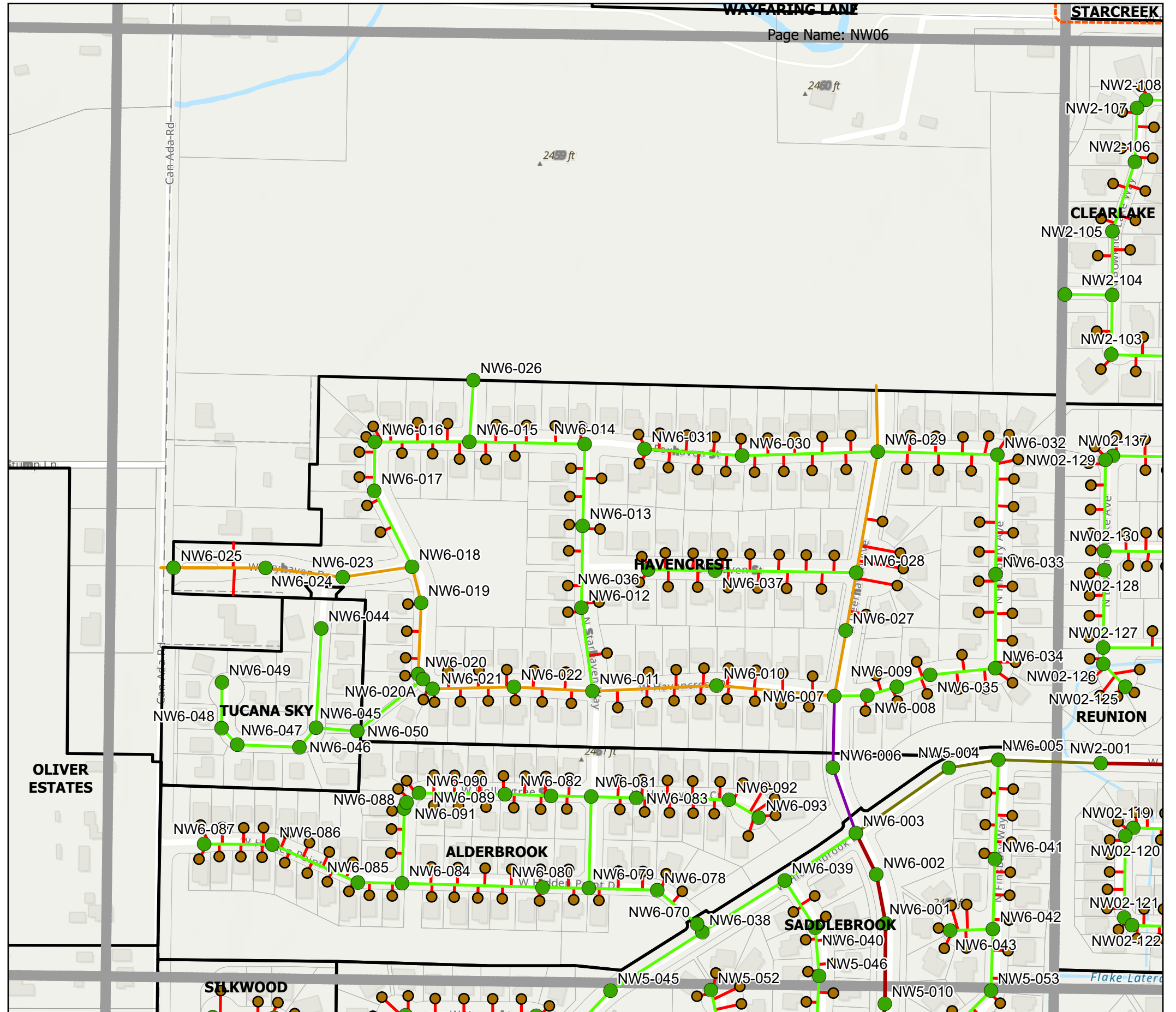
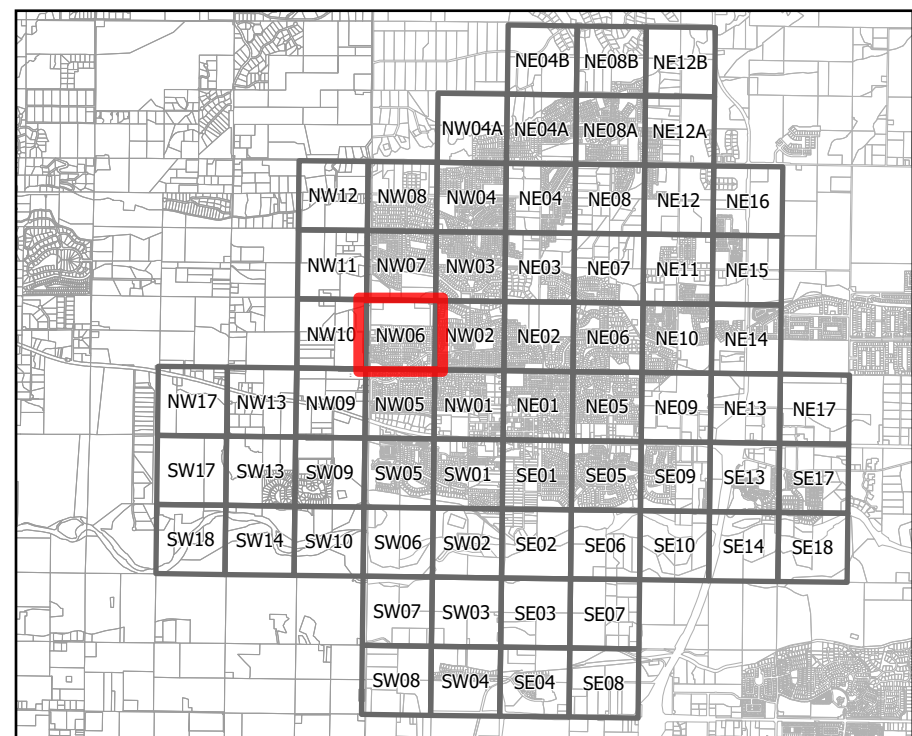

- Air Valve
- Clean Out
- Sewer Valve
- Grease Interceptor

Pressure Sewer

- 3" Pressure
- 6" Pressure
- 8" Pressure
- 10" Pressure
- 12" Pressure
- 18" Pressure

Misc Sewer

- Lift Station
- Dewatering Well
- High Voltage
- Low Voltage
- Permit
- Transfer
- Sewer Taps
- Sewer Services
- Sewer Laterals





Existing Sewer System Map

Legend

Gravity Sewer Mains

- 6" (Yellow line)
- 8" (Green line)
- 10" (Blue line)
- 12" (Orange line)
- 15" (Purple line)
- 18" (Dark Green line)
- 21" (Brown line)
- 24" (Red line)

Sewer Manholes

- Manhole

- ⊙ Air Valve
- ⬮ Clean Out
- ⊕ Sewer Valve
- Grease Interceptor

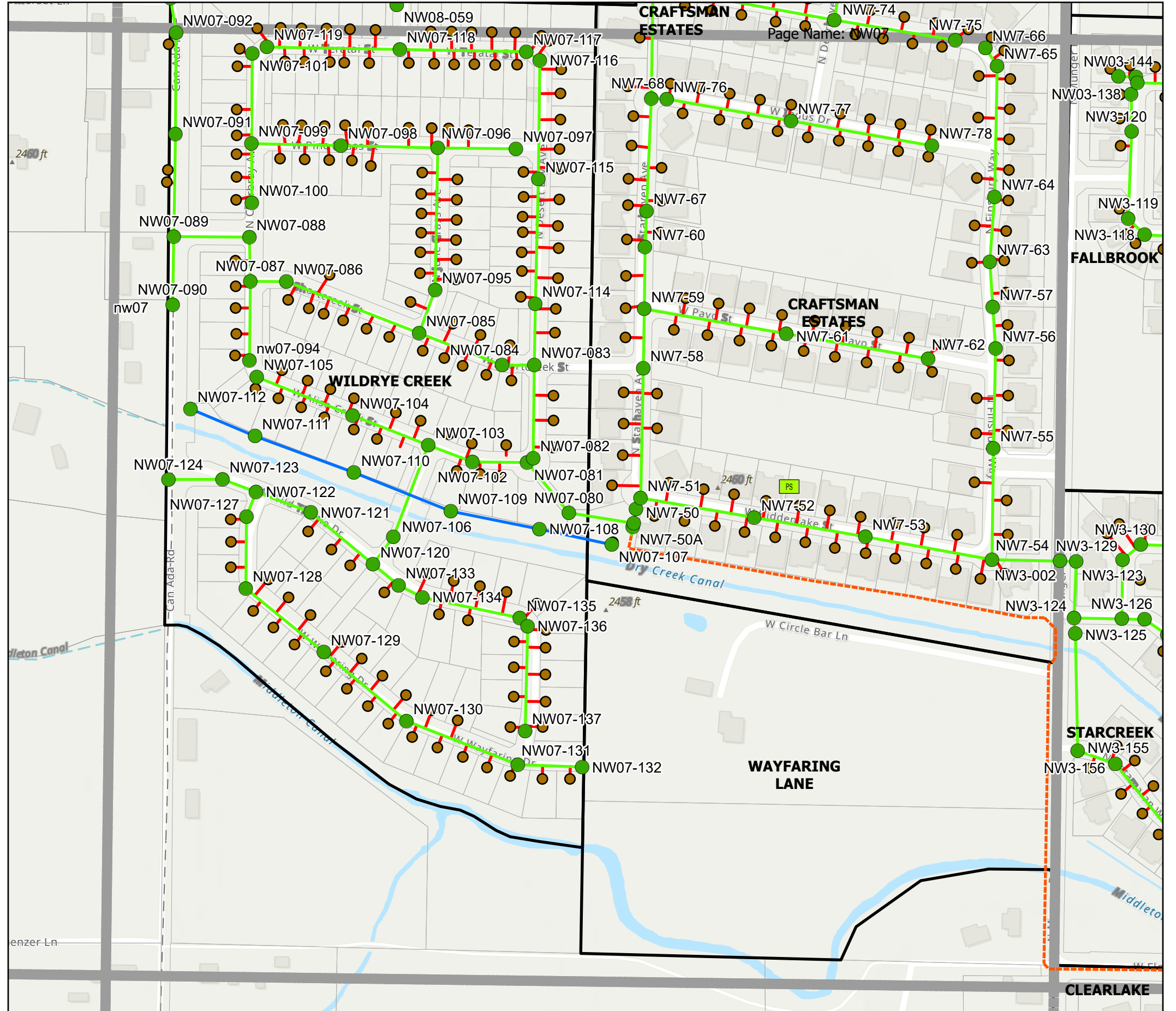
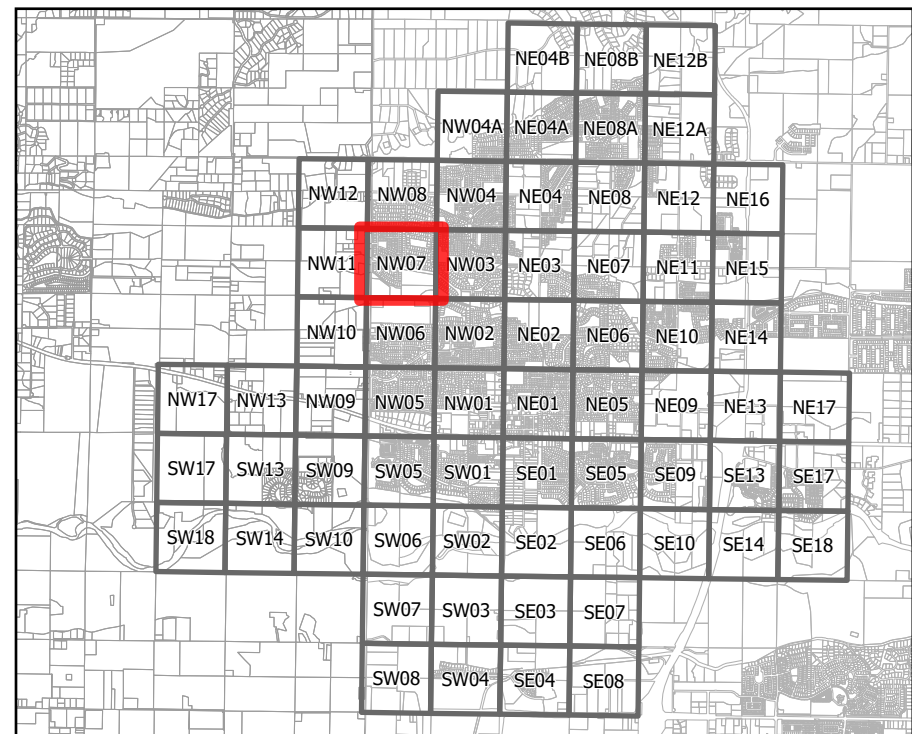
Pressure Sewer

- 3" Pressure
- 6" Pressure
- 8" Pressure
- 10" Pressure
- 12" Pressure
- 18" Pressure

Misc Sewer

- Lift Station
- ⊕ Dewatering Well
- ▲ High Voltage
- ▲ Low Voltage
- ◆ Permit
- ⊠ Transfer
- Sewer Taps
- Sewer Services
- Sewer Laterals

0 200 400 800 US Feet





Existing Sewer System Map

Legend

Gravity Sewer Mains

- 6"
- 8"
- 10"
- 12"
- 15"
- 18"
- 21"
- 24"

Sewer Manholes

- Manhole

- Air Valve
- Clean Out
- Sewer Valve
- Grease Interceptor

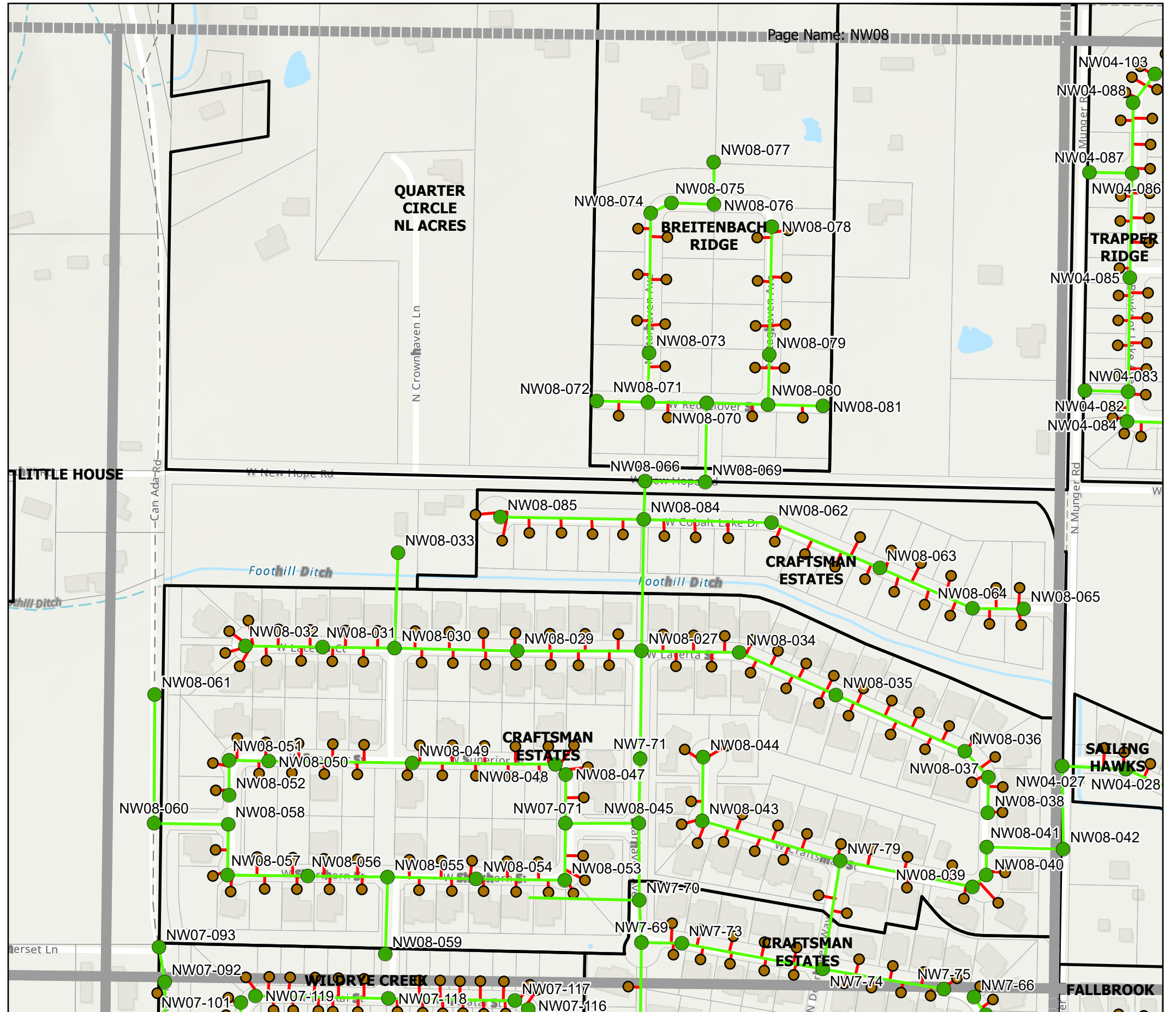
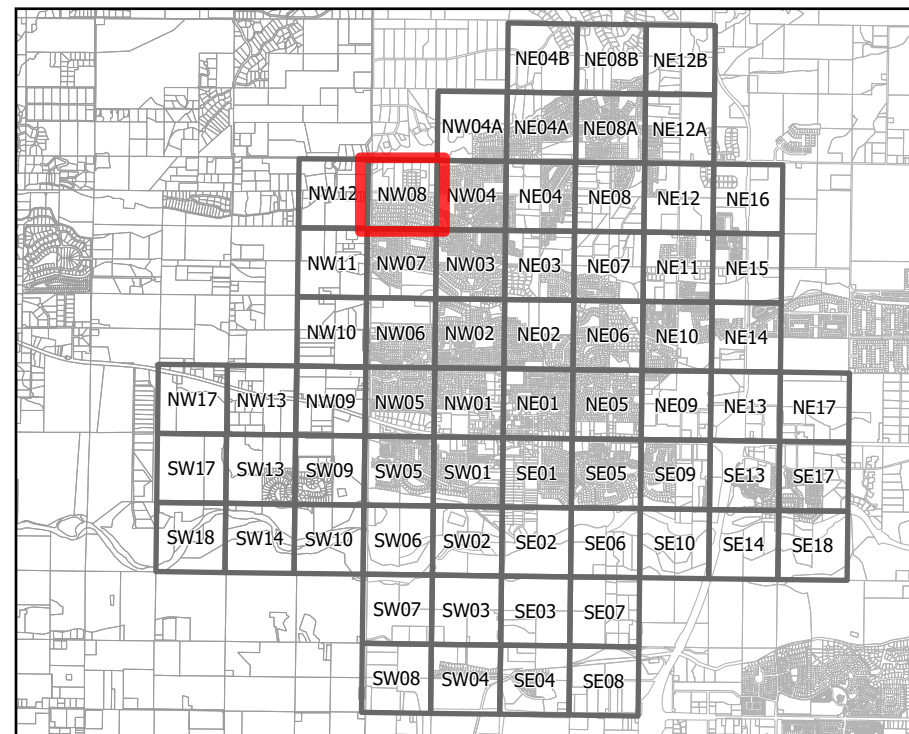
Pressure Sewer

- 3" Pressure
- 6" Pressure
- 8" Pressure
- 10" Pressure
- 12" Pressure
- 18" Pressure

Misc Sewer

- Lift Station
- Dewatering Well
- High Voltage
- Low Voltage
- Permit
- Transfer
- Sewer Taps
- Sewer Services
- Sewer Laterals

0 200 400 800 US Feet





Existing Sewer System Map

Legend

Gravity Sewer Mains

- 6" (Yellow line)
- 8" (Light Green line)
- 10" (Blue line)
- 12" (Orange line)
- 15" (Purple line)
- 18" (Dark Green line)
- 21" (Olive Green line)
- 24" (Red line)

Sewer Manholes

- Manhole (Green circle)

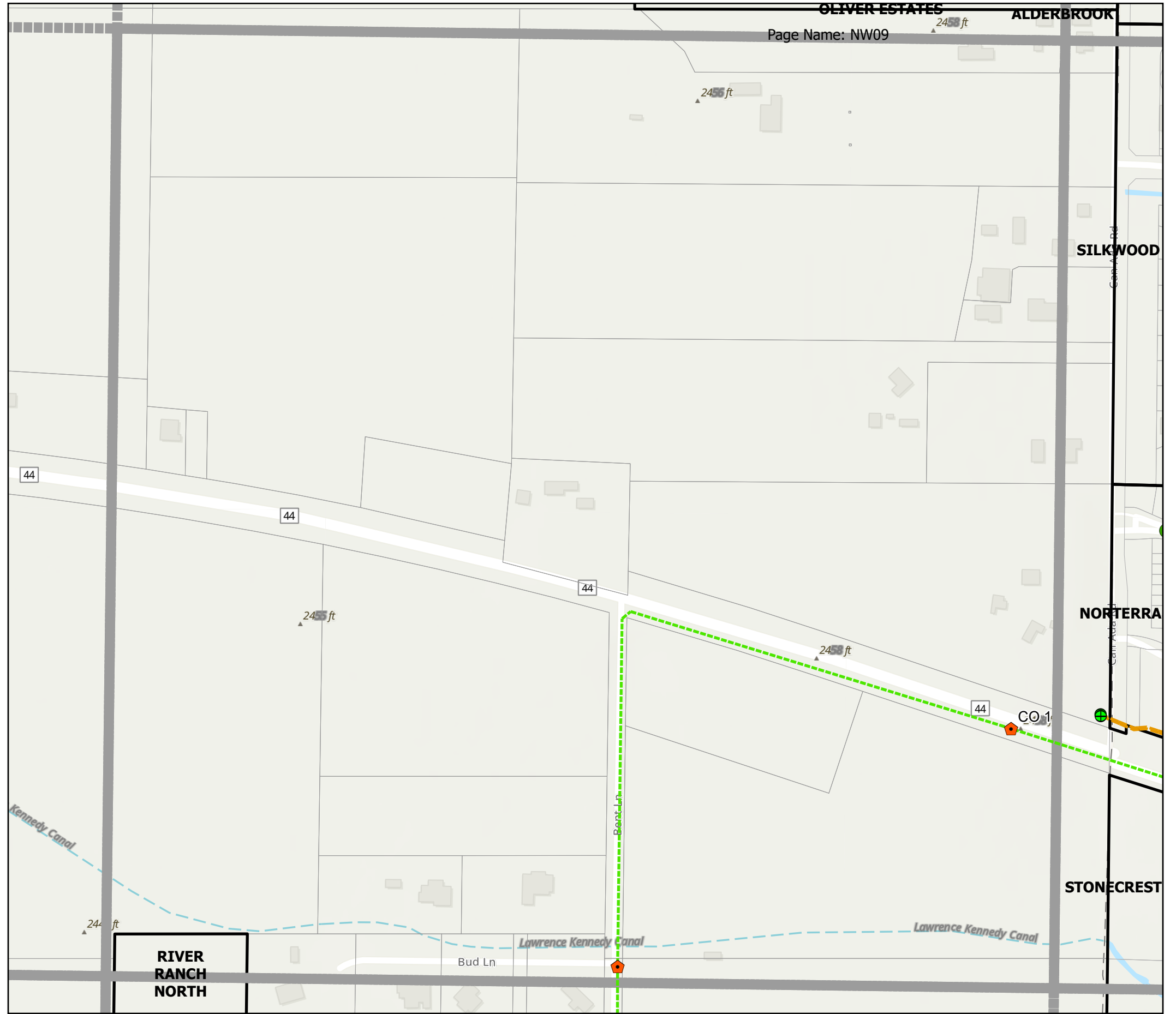
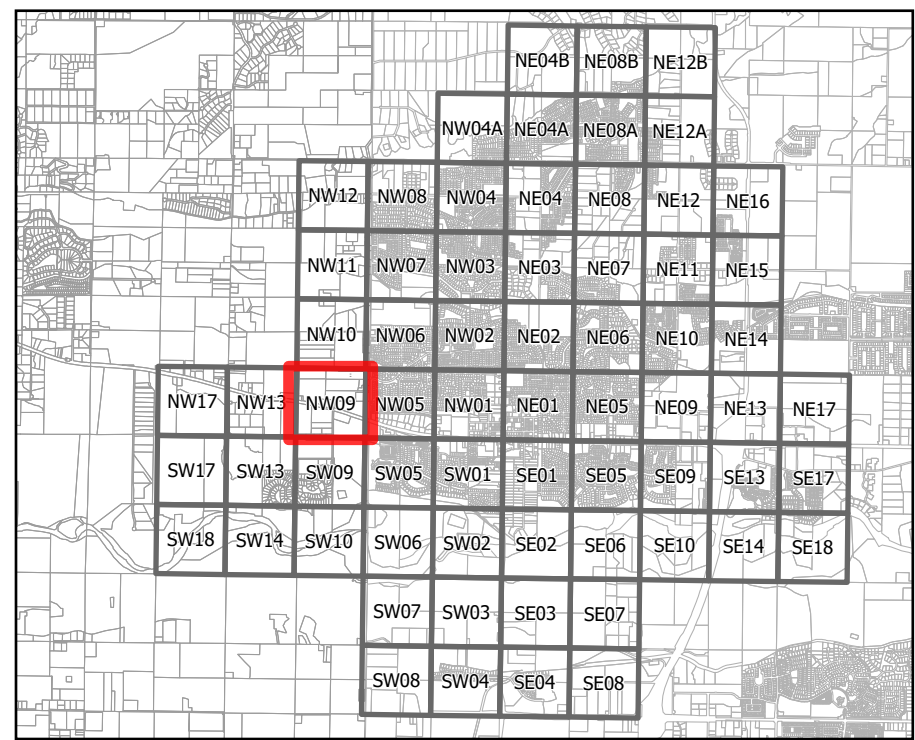
- Air Valve (Black circle with dot)
- Clean Out (Orange pentagon)
- Sewer Valve (Green circle with cross)
- Grease Interceptor (Green square)

Pressure Sewer

- 3" Pressure (Dashed orange line)
- 6" Pressure (Dashed red line)
- 8" Pressure (Dashed light green line)
- 10" Pressure (Dashed blue line)
- 12" Pressure (Dashed orange line)
- 18" Pressure (Dashed dark green line)

Misc Sewer

- Lift Station (Green square with 'PS')
- Dewatering Well (Orange cross)
- High Voltage (Red triangle)
- Low Voltage (Orange triangle)
- Permit (Green diamond)
- Transfer (Green square with 'X')
- Sewer Taps (Green circle)
- Sewer Services (Brown circle)
- Sewer Laterals (Red line)





Existing Sewer System Map

Legend

Gravity Sewer Mains

- 6"
- 8"
- 10"
- 12"
- 15"
- 18"
- 21"
- 24"

Sewer Manholes

- Manhole

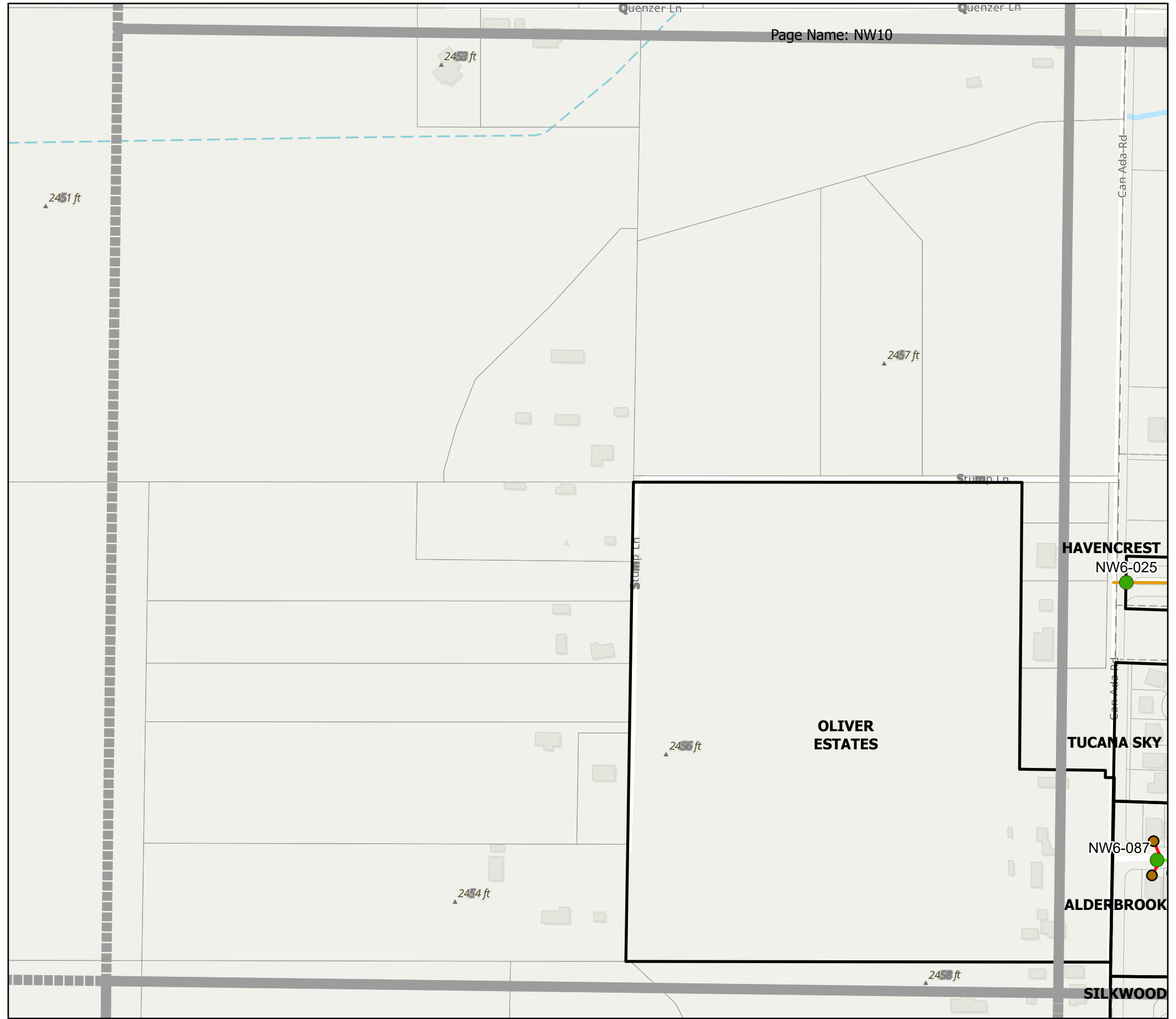
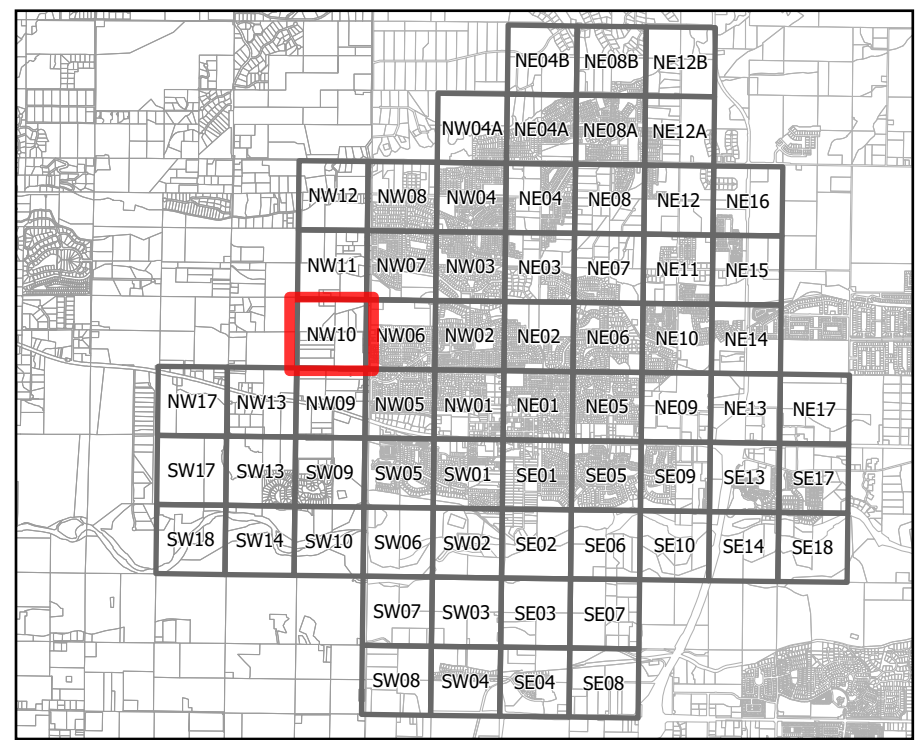
- Air Valve
- Clean Out
- Sewer Valve
- Grease Interceptor

Pressure Sewer

- 3" Pressure
- 6" Pressure
- 8" Pressure
- 10" Pressure
- 12" Pressure
- 18" Pressure

Misc Sewer

- Lift Station
- Dewatering Well
- High Voltage
- Low Voltage
- Permit
- Transfer
- Sewer Taps
- Sewer Services
- Sewer Laterals





Existing Sewer System Map

Legend

Gravity Sewer Mains

- 6"
- 8"
- 10"
- 12"
- 15"
- 18"
- 21"
- 24"

Sewer Manholes

- Manhole

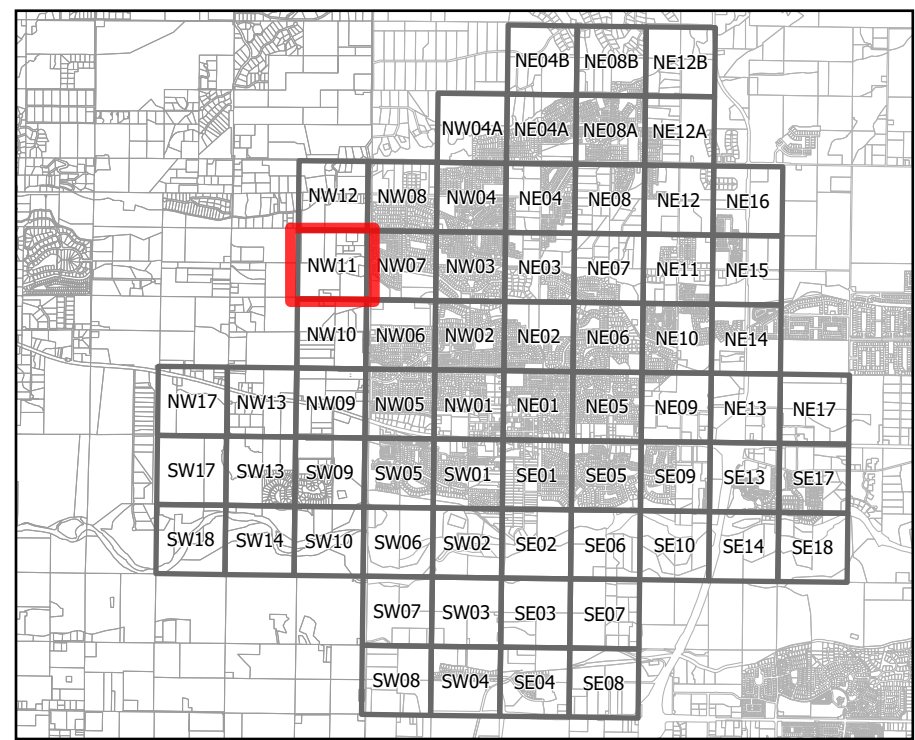
- Air Valve
- Clean Out
- Sewer Valve
- Grease Interceptor

Pressure Sewer

- 3" Pressure
- 6" Pressure
- 8" Pressure
- 10" Pressure
- 12" Pressure
- 18" Pressure

Misc Sewer

- Lift Station
- Dewatering Well
- High Voltage
- Low Voltage
- Permit
- Transfer
- Sewer Taps
- Sewer Services
- Sewer Laterals





Existing Sewer System Map

Legend

Gravity Sewer Mains

- 6"
- 8"
- 10"
- 12"
- 15"
- 18"
- 21"
- 24"

Sewer Manholes

- Manhole

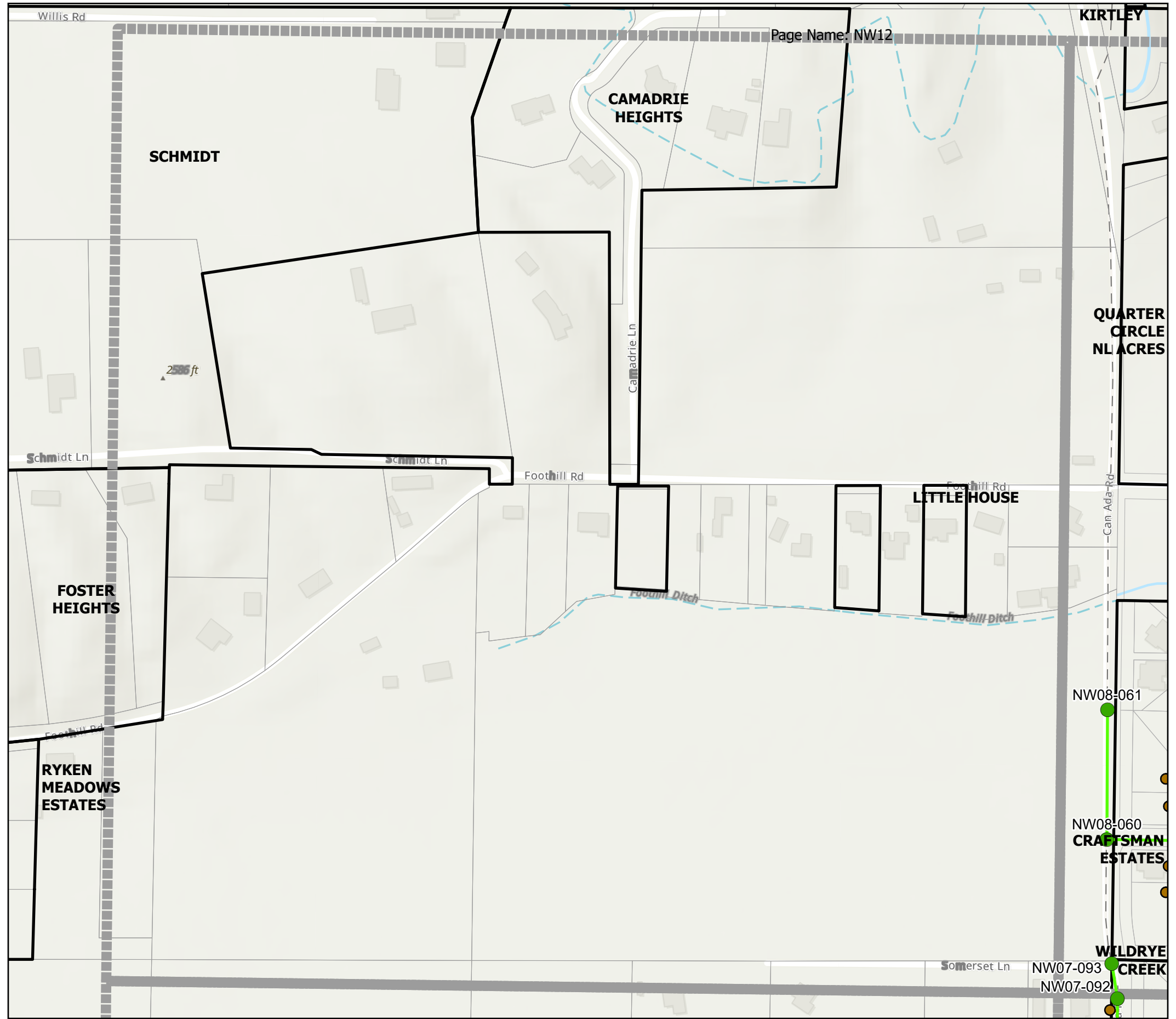
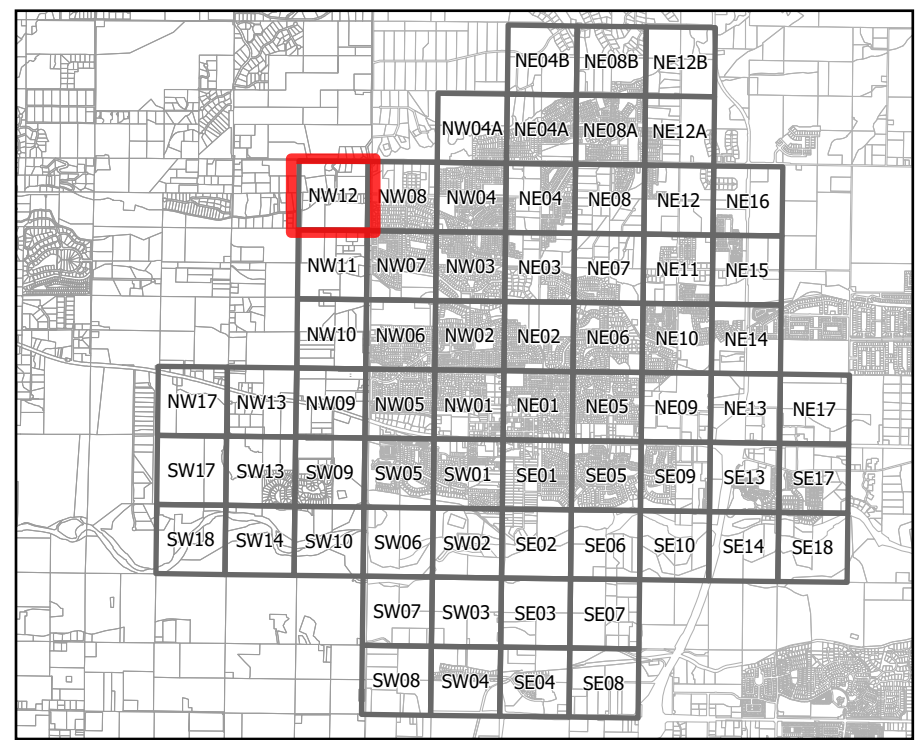
- Air Valve
- Clean Out
- Sewer Valve
- Grease Interceptor

Pressure Sewer

- 3" Pressure
- 6" Pressure
- 8" Pressure
- 10" Pressure
- 12" Pressure
- 18" Pressure

Misc Sewer

- Lift Station
- Dewatering Well
- High Voltage
- Low Voltage
- Permit
- Transfer
- Sewer Taps
- Sewer Services
- Sewer Laterals





Existing Sewer System Map

Legend

Gravity Sewer Mains

- 6"
- 8"
- 10"
- 12"
- 15"
- 18"
- 21"
- 24"

Sewer Manholes

- Manhole

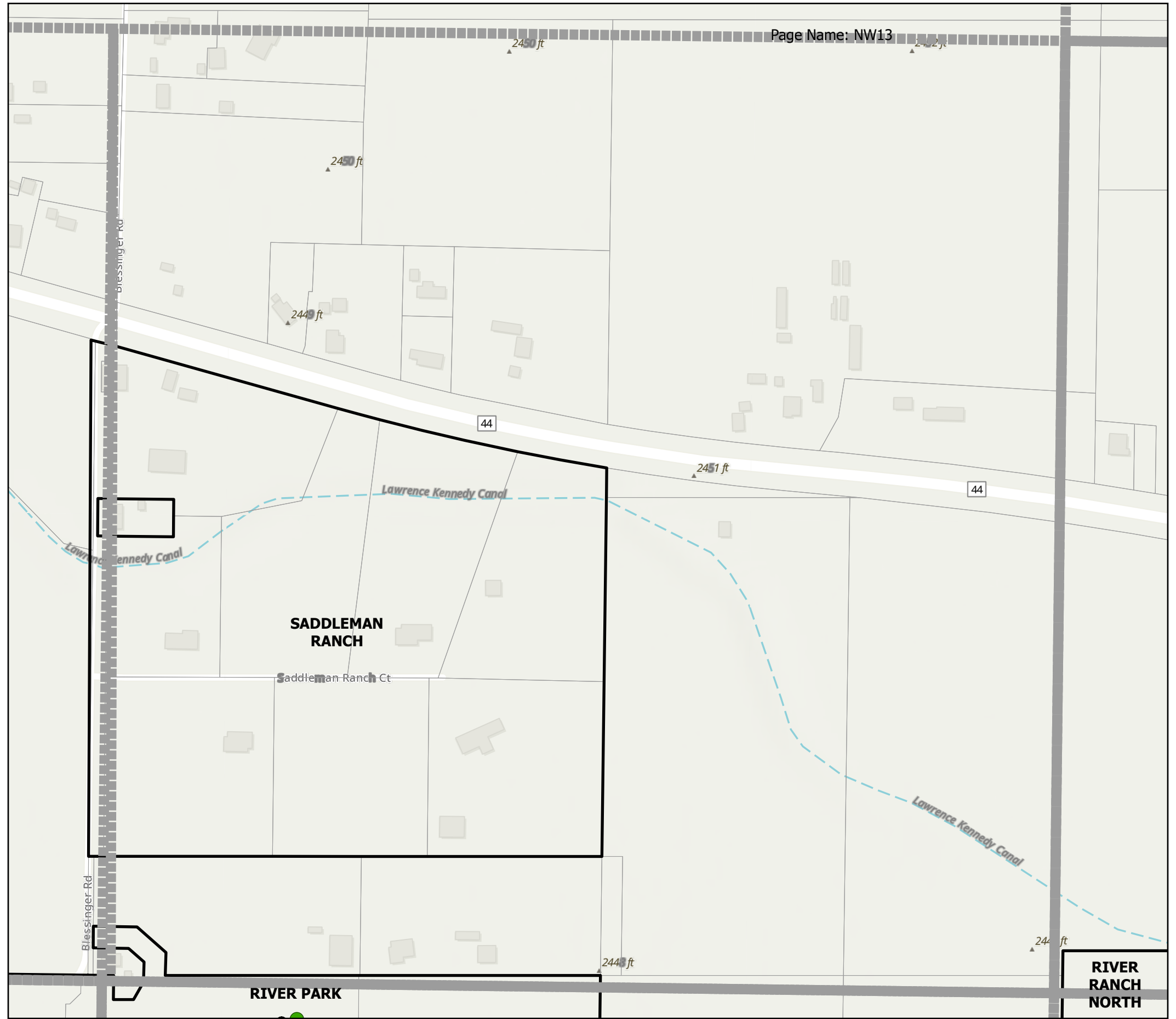
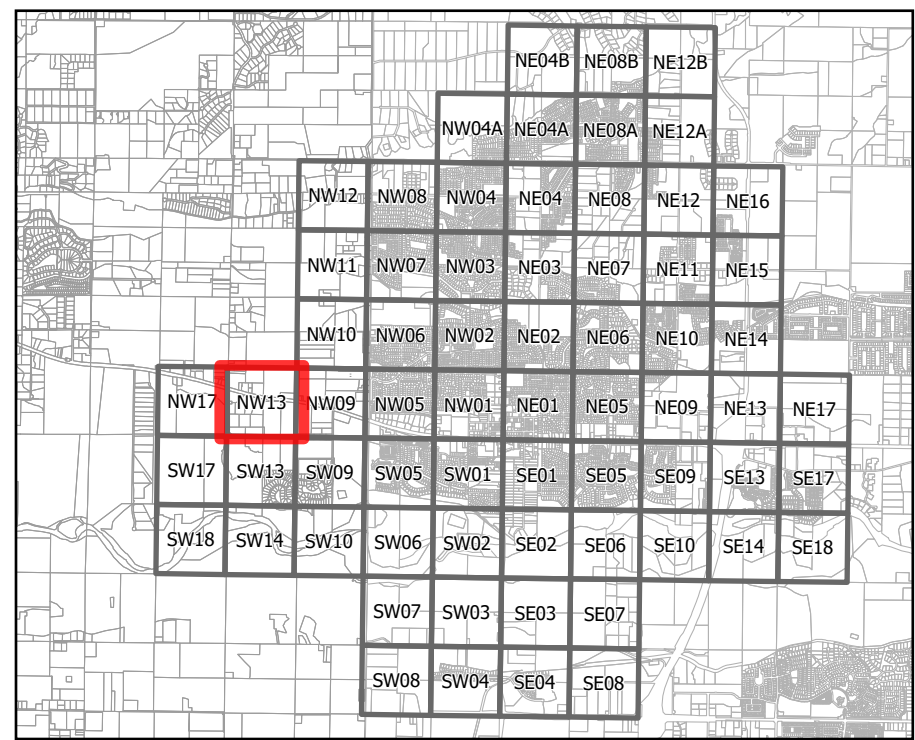
- Air Valve
- Clean Out
- Sewer Valve
- Grease Interceptor

Pressure Sewer

- 3" Pressure
- 6" Pressure
- 8" Pressure
- 10" Pressure
- 12" Pressure
- 18" Pressure

Misc Sewer

- Lift Station
- Dewatering Well
- High Voltage
- Low Voltage
- Permit
- Transfer
- Sewer Taps
- Sewer Services
- Sewer Laterals



Page Name: NW13



Existing Sewer System Map

Legend

Gravity Sewer Mains

- 6"
- 8"
- 10"
- 12"
- 15"
- 18"
- 21"
- 24"

Sewer Manholes

- Manhole

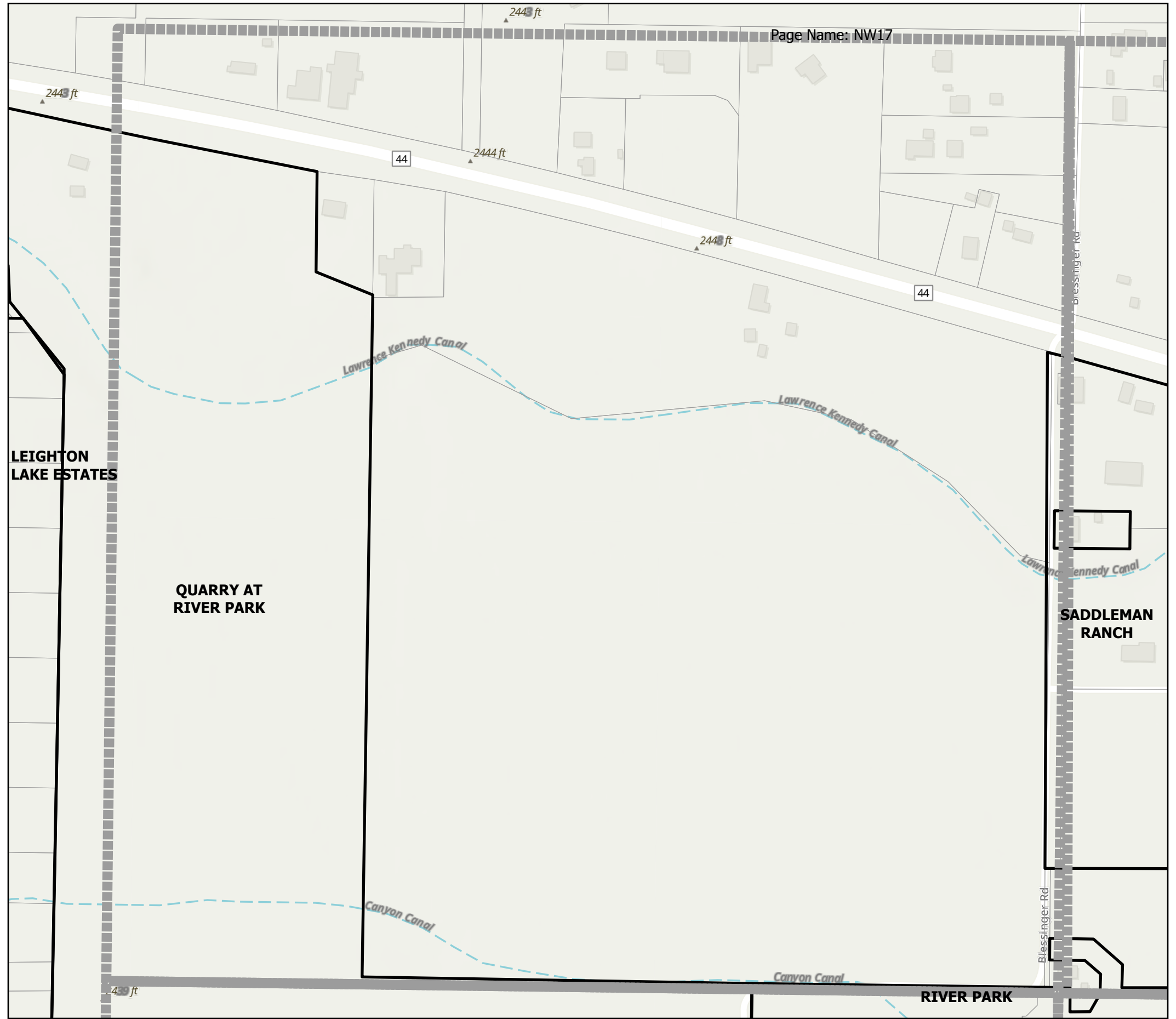
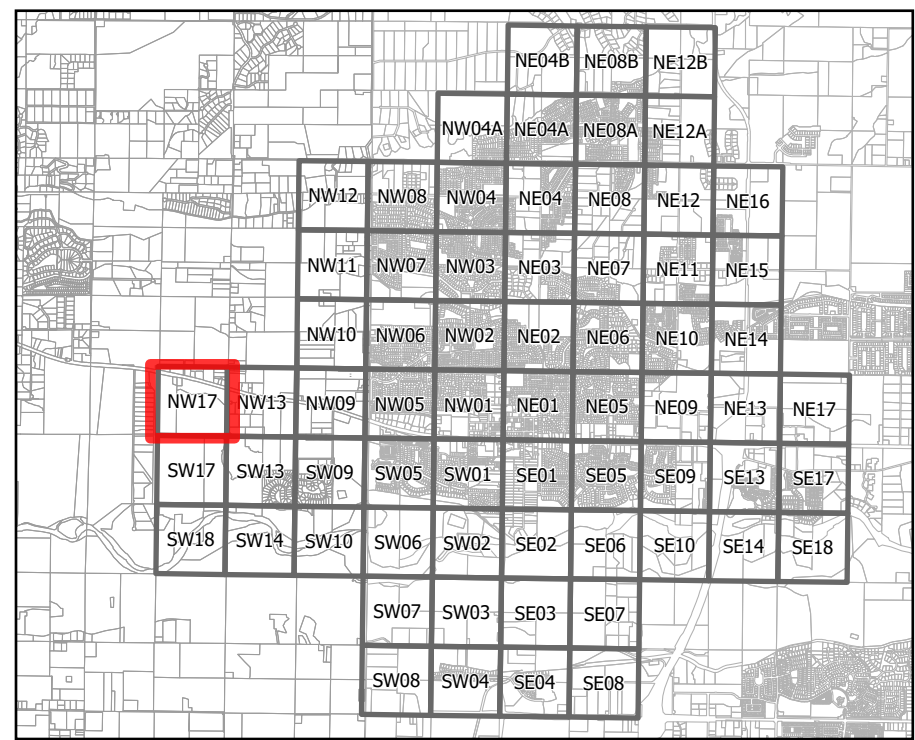
- Air Valve
- Clean Out
- Sewer Valve
- Grease Interceptor

Pressure Sewer

- 3" Pressure
- 6" Pressure
- 8" Pressure
- 10" Pressure
- 12" Pressure
- 18" Pressure

Misc Sewer

- Lift Station
- Dewatering Well
- High Voltage
- Low Voltage
- Permit
- Transfer
- Sewer Taps
- Sewer Services
- Sewer Laterals





Existing Sewer System Map

Legend

Gravity Sewer Mains

- 6"
- 8"
- 10"
- 12"
- 15"
- 18"
- 21"
- 24"

Sewer Manholes

- Manhole

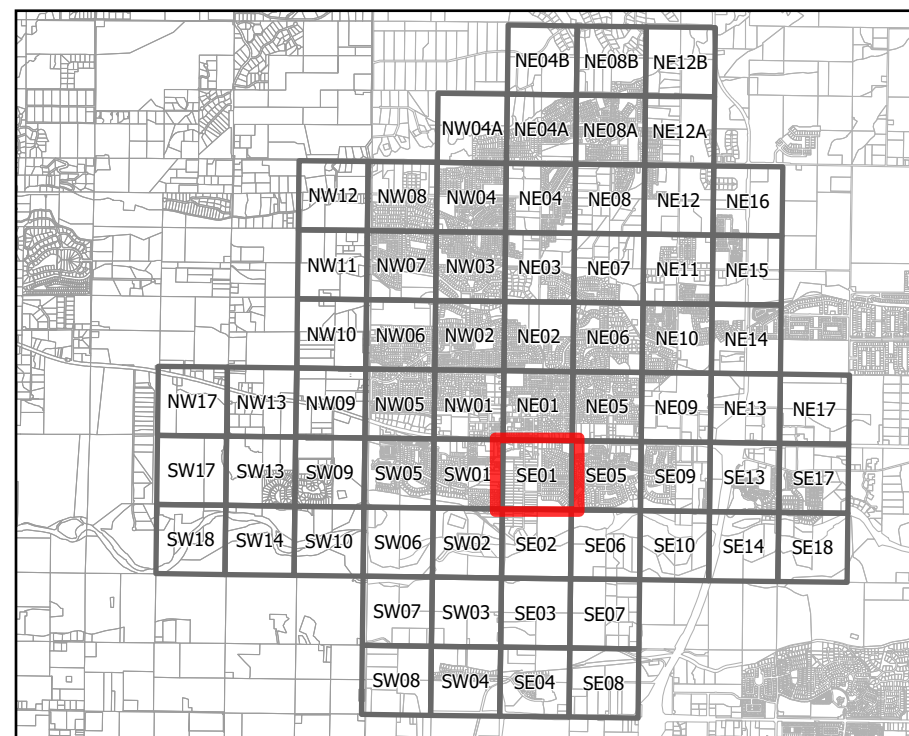

- Air Valve
- Clean Out
- Sewer Valve
- Grease Interceptor

Pressure Sewer

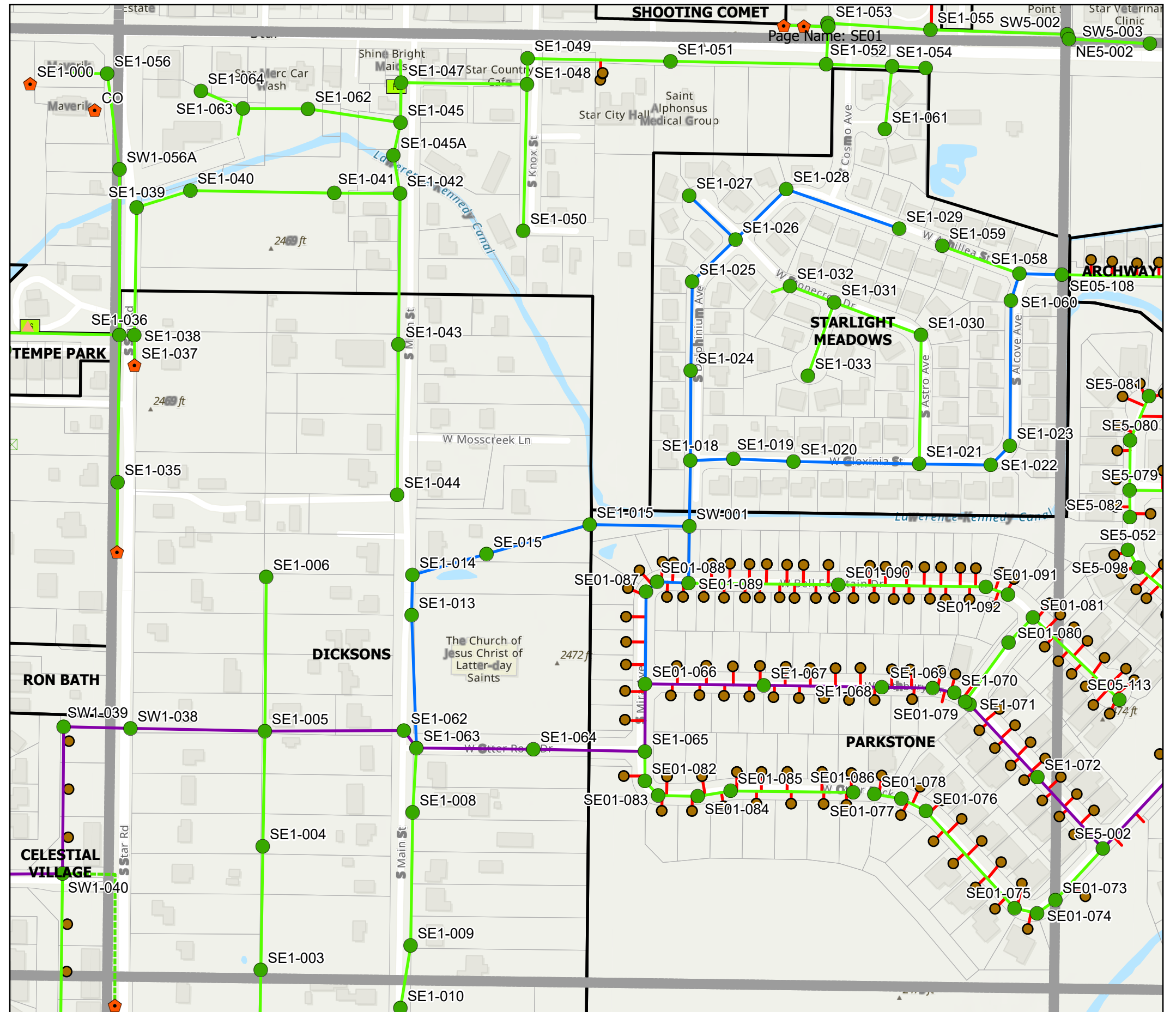
- 3" Pressure
- 6" Pressure
- 8" Pressure
- 10" Pressure
- 12" Pressure
- 18" Pressure

Misc Sewer

- Lift Station
- Dewatering Well
- High Voltage
- Low Voltage
- Permit
- Transfer
- Sewer Taps
- Sewer Services
- Sewer Laterals



Grid: SE01





Existing Sewer System Map

Legend

Gravity Sewer Mains

- 6"
- 8"
- 10"
- 12"
- 15"
- 18"
- 21"
- 24"

Sewer Manholes

- Manhole

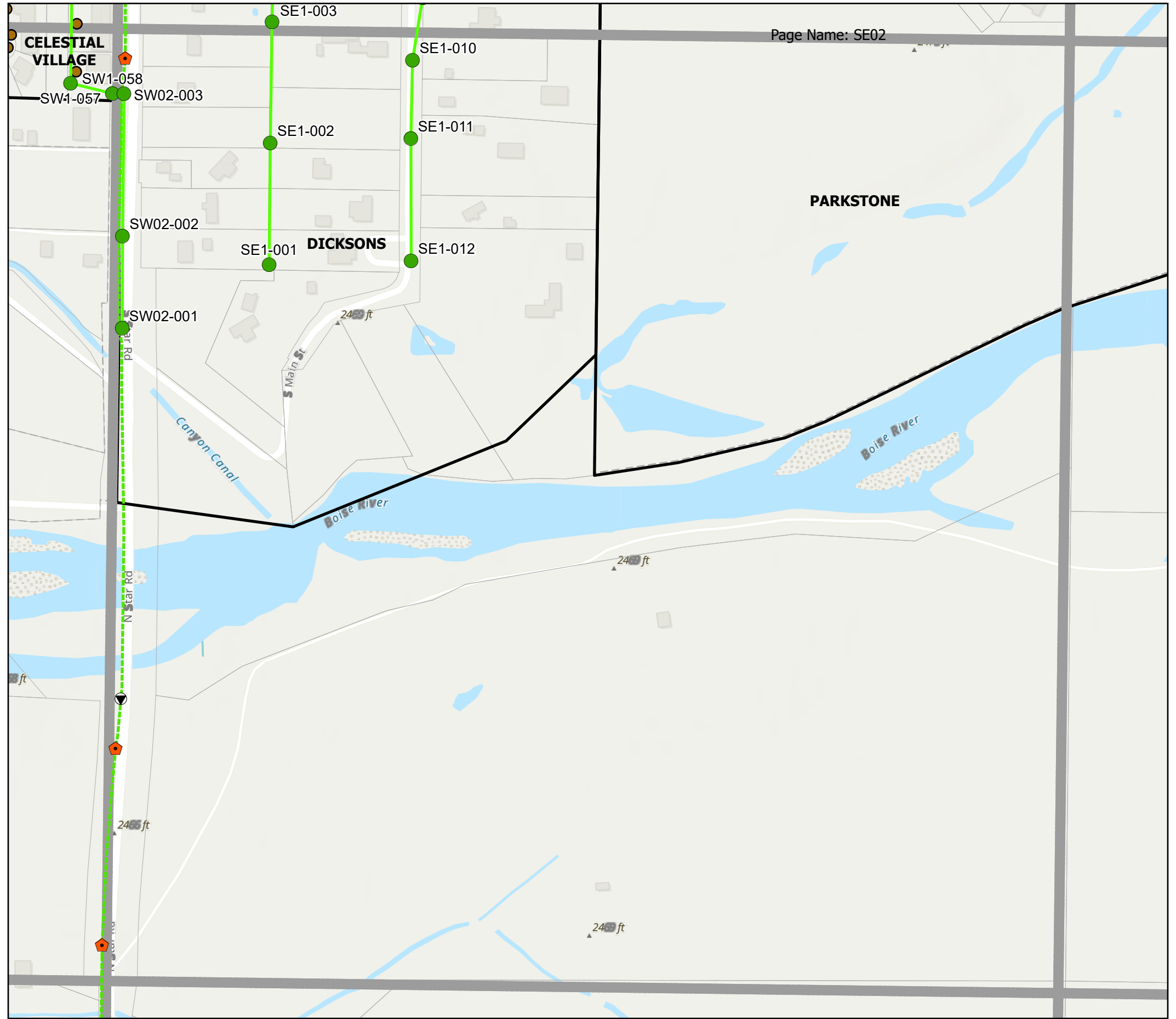
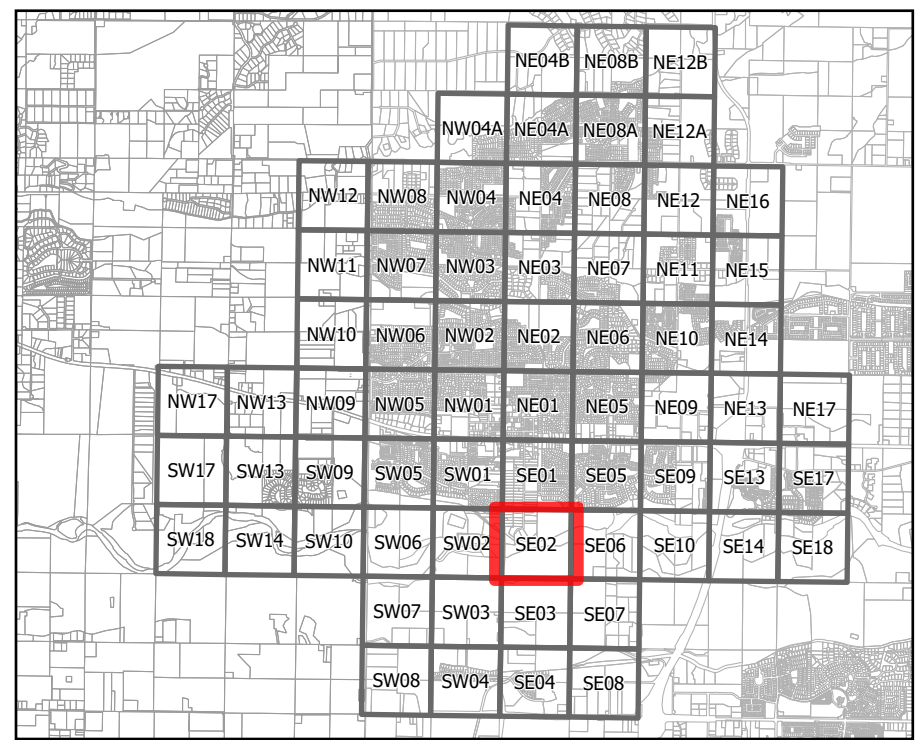
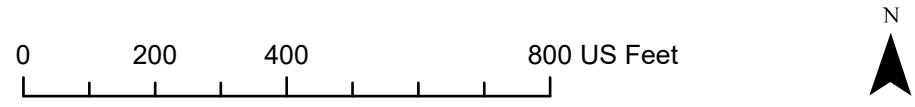
- Air Valve
- Clean Out
- Sewer Valve
- Grease Interceptor

Pressure Sewer

- 3" Pressure
- 6" Pressure
- 8" Pressure
- 10" Pressure
- 12" Pressure
- 18" Pressure

Misc Sewer

- Lift Station
- Dewatering Well
- High Voltage
- Low Voltage
- Permit
- Transfer
- Sewer Taps
- Sewer Services
- Sewer Laterals





Existing Sewer System Map

Legend

Gravity Sewer Mains

- 6" (Yellow line)
- 8" (Light Green line)
- 10" (Blue line)
- 12" (Orange line)
- 15" (Purple line)
- 18" (Dark Green line)
- 21" (Brown line)
- 24" (Red line)

Sewer Manholes

- Manhole (Green circle)

- Air Valve (Black circle with dot)
- Clean Out (Orange pentagon)
- Sewer Valve (Green circle with cross)
- Grease Interceptor (Green square)

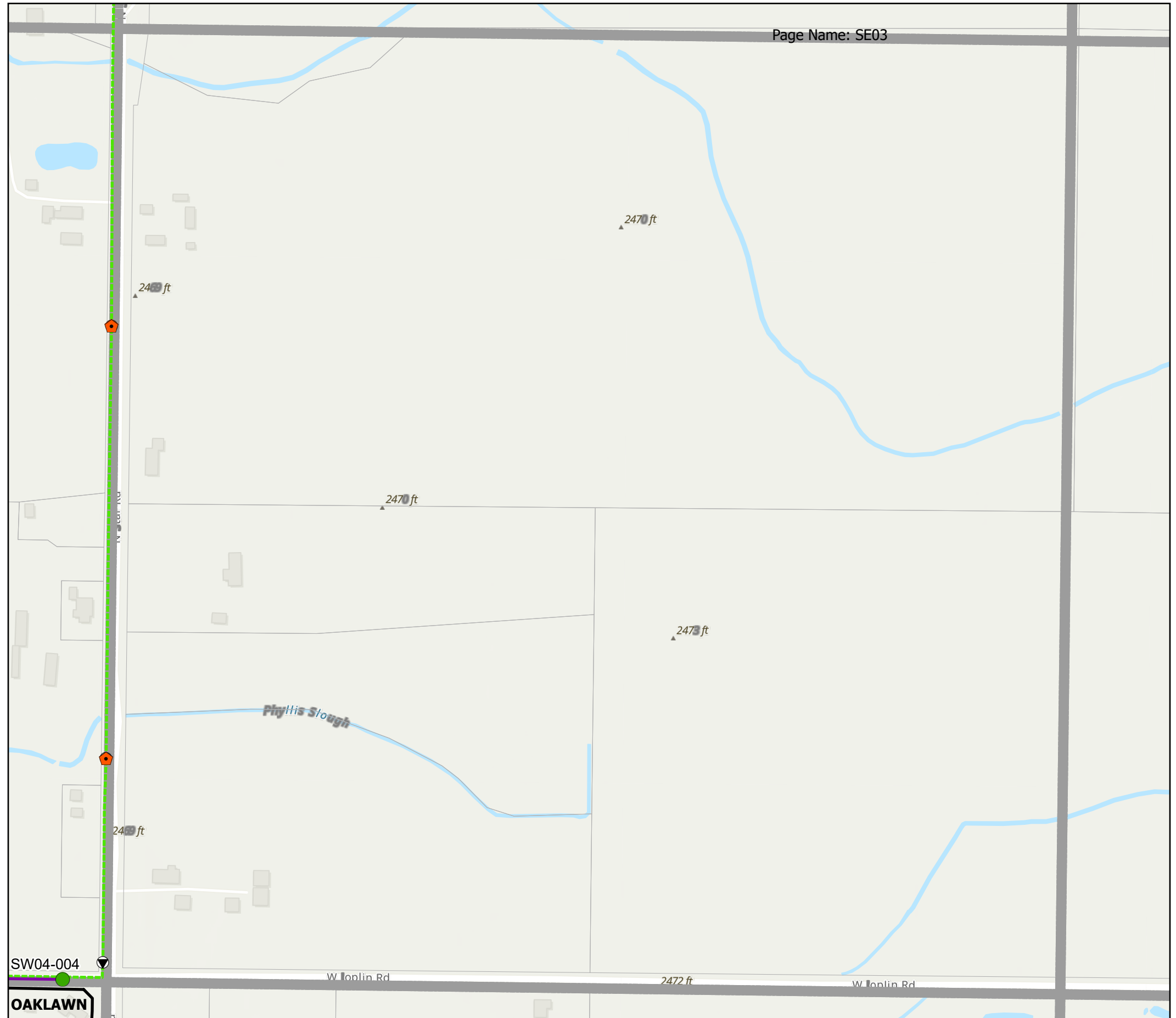
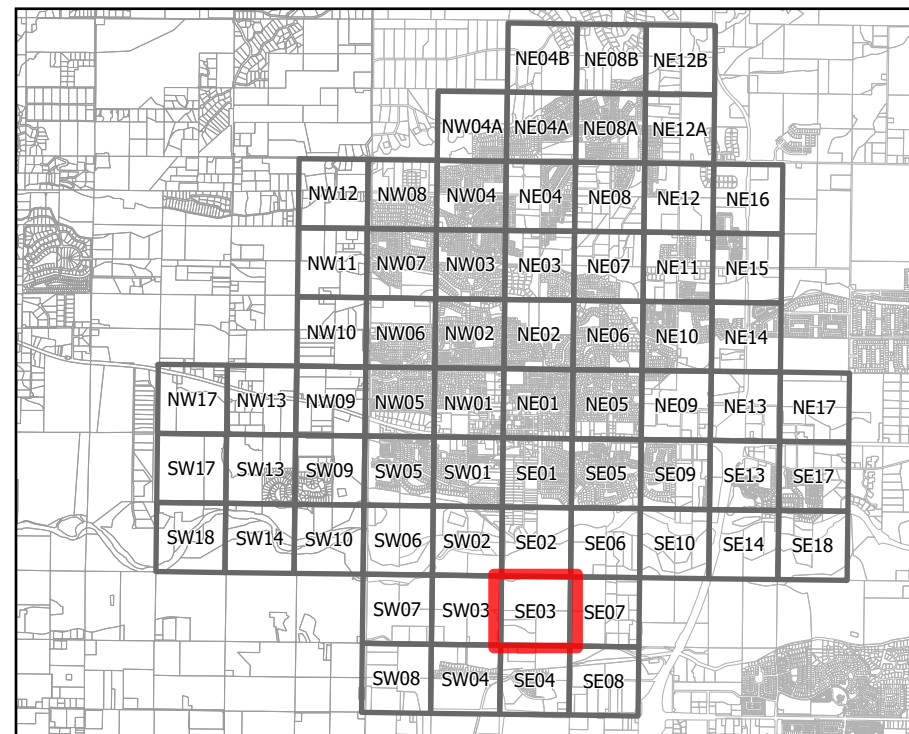
Pressure Sewer

- 3" Pressure (Orange dashed line)
- 6" Pressure (Red dashed line)
- 8" Pressure (Light Green dashed line)
- 10" Pressure (Blue dashed line)
- 12" Pressure (Orange dashed line)
- 18" Pressure (Dark Green dashed line)

Misc Sewer

- Lift Station (Green square with 'PS')
- Dewatering Well (Orange cross)
- High Voltage (Red triangle)
- Low Voltage (Orange triangle)
- Permit (Green diamond)
- Transfer (Green square with 'X')
- Sewer Taps (Green circle)
- Sewer Services (Brown circle)
- Sewer Laterals (Red line)

0 200 400 800 US Feet



Page Name: SE03



Existing Sewer System Map

Legend

Gravity Sewer Mains

- 6"
- 8"
- 10"
- 12"
- 15"
- 18"
- 21"
- 24"

Sewer Manholes

- Manhole

- Air Valve
- Clean Out
- Sewer Valve
- Grease Interceptor

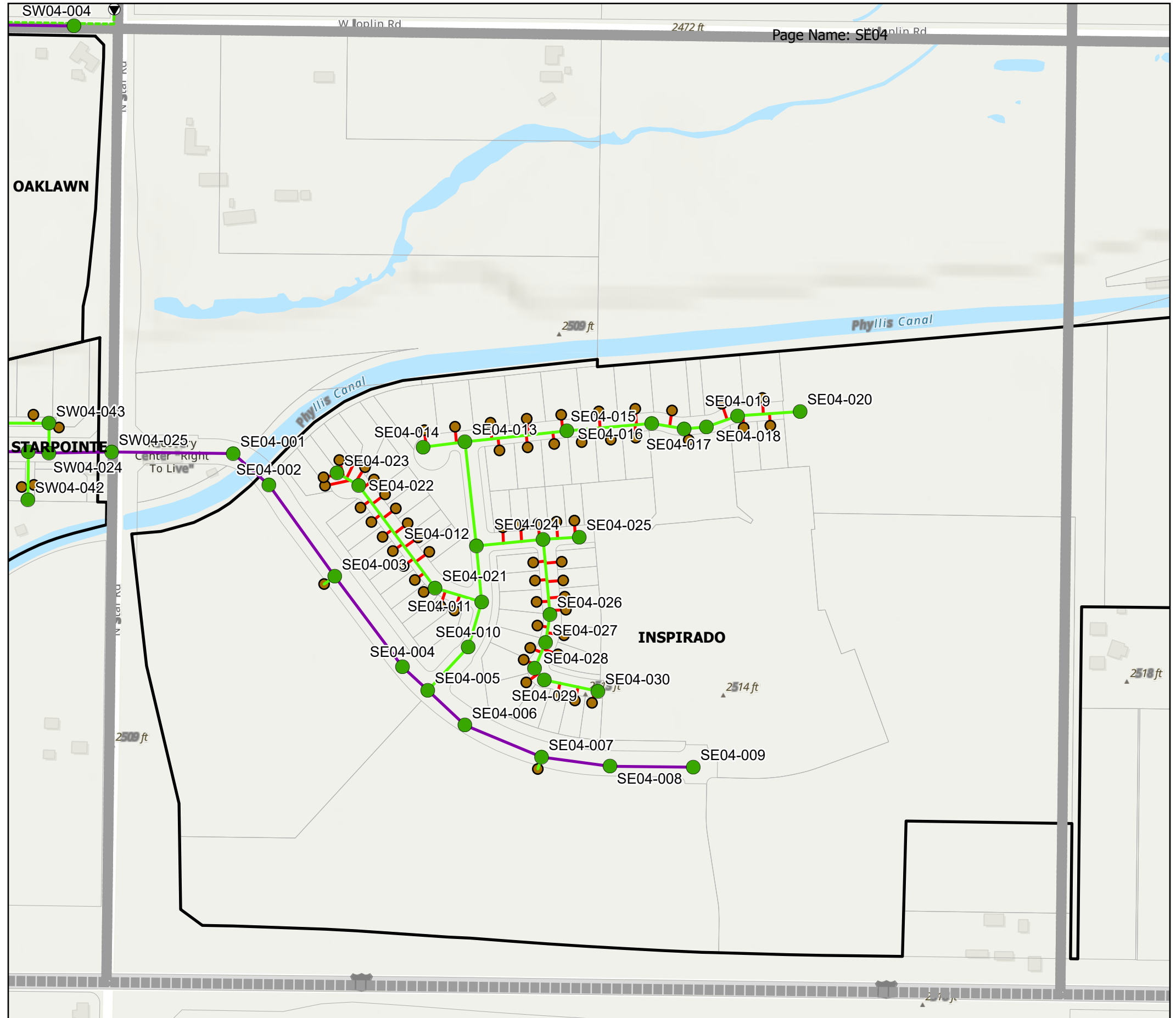
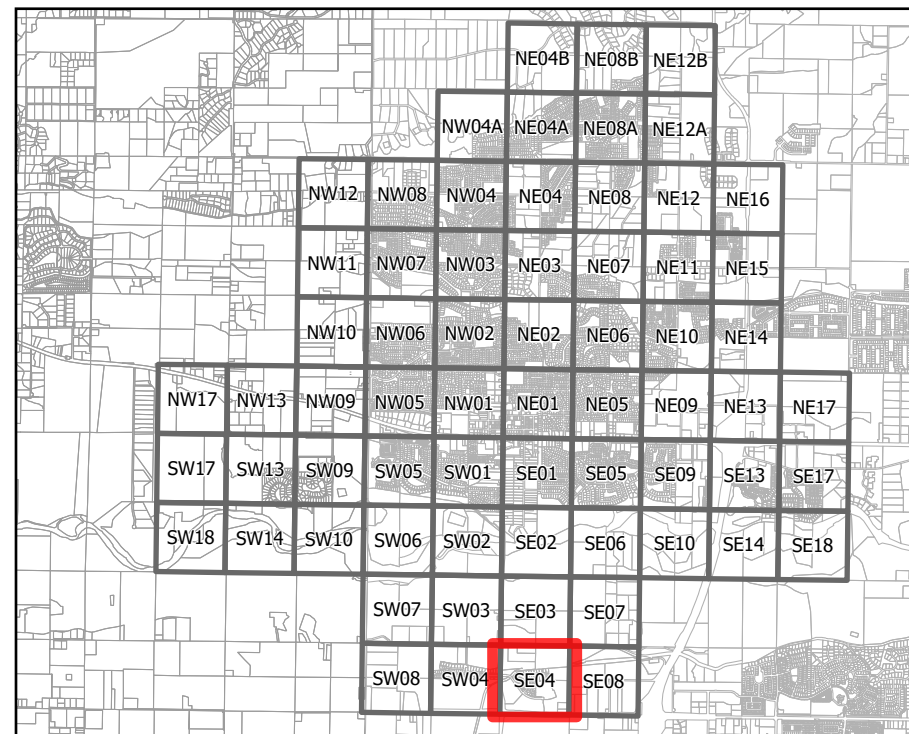
Pressure Sewer

- 3" Pressure
- 6" Pressure
- 8" Pressure
- 10" Pressure
- 12" Pressure
- 18" Pressure

Misc Sewer

- Lift Station
- Dewatering Well
- High Voltage
- Low Voltage
- Permit
- Transfer
- Sewer Taps
- Sewer Services
- Sewer Laterals

0 200 400 800 US Feet





Existing Sewer System Map

Legend

Gravity Sewer Mains

- 6"
- 8"
- 10"
- 12"
- 15"
- 18"
- 21"
- 24"

Sewer Manholes

- Manhole

- Air Valve
- Clean Out
- Sewer Valve
- Grease Interceptor

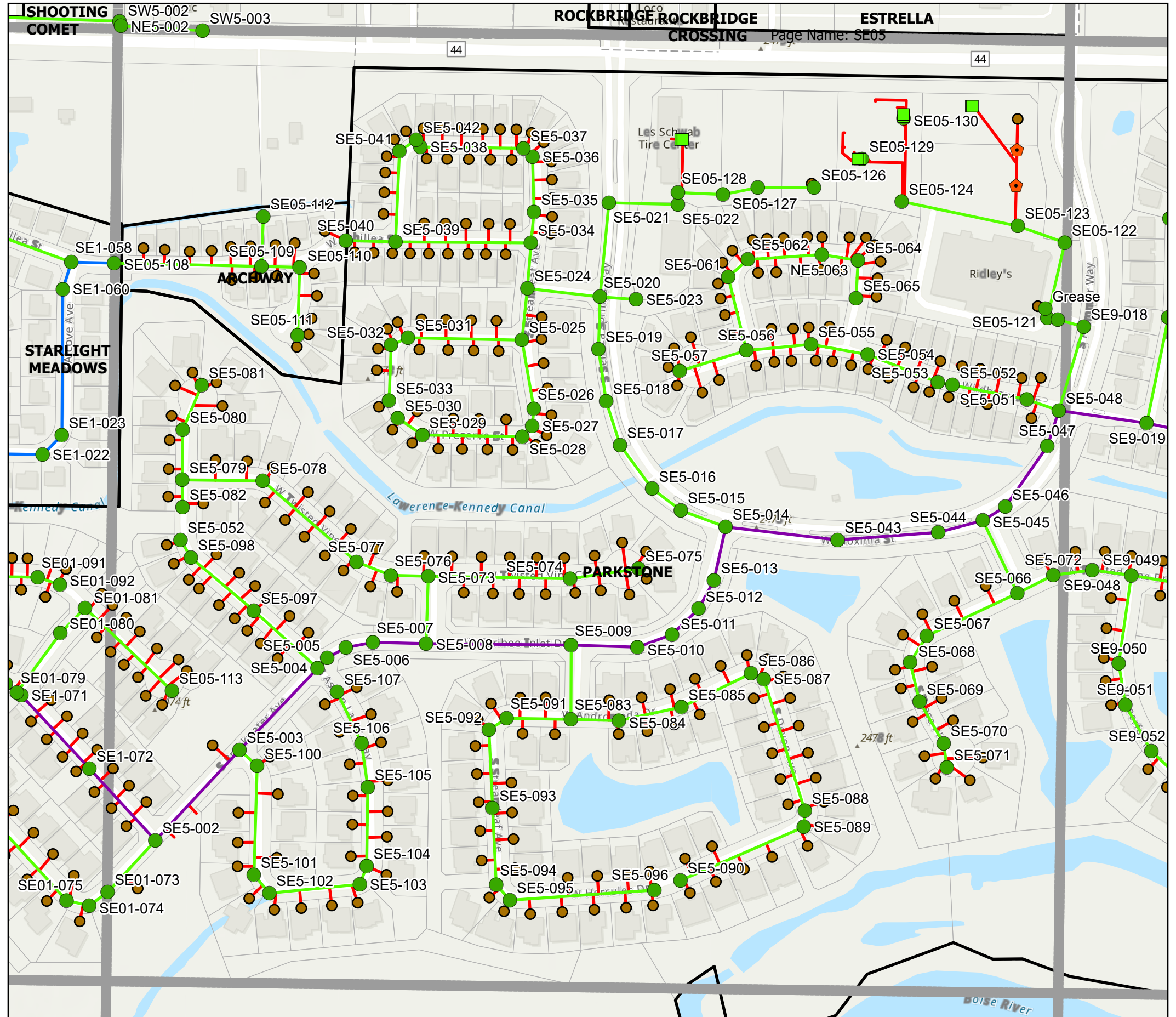
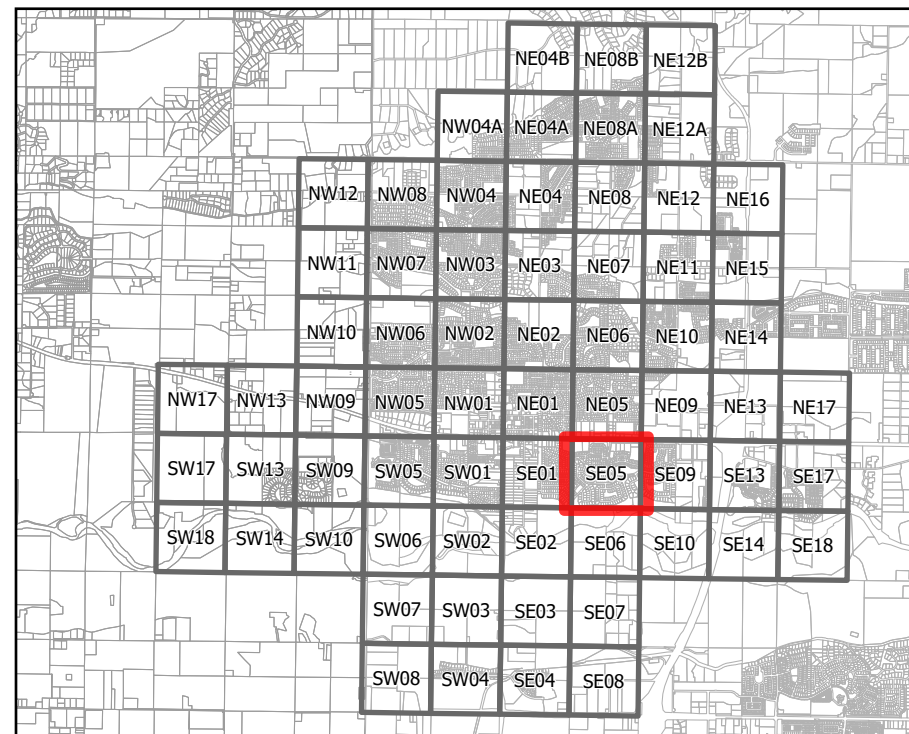
Pressure Sewer

- 3" Pressure
- 6" Pressure
- 8" Pressure
- 10" Pressure
- 12" Pressure
- 18" Pressure

Misc Sewer

- Lift Station
- Dewatering Well
- High Voltage
- Low Voltage
- Permit
- Transfer
- Sewer Taps
- Sewer Services
- Sewer Laterals

0 200 400 800 US Feet





Existing Sewer System Map

Legend

Gravity Sewer Mains

- 6"
- 8"
- 10"
- 12"
- 15"
- 18"
- 21"
- 24"

Sewer Manholes

- Manhole

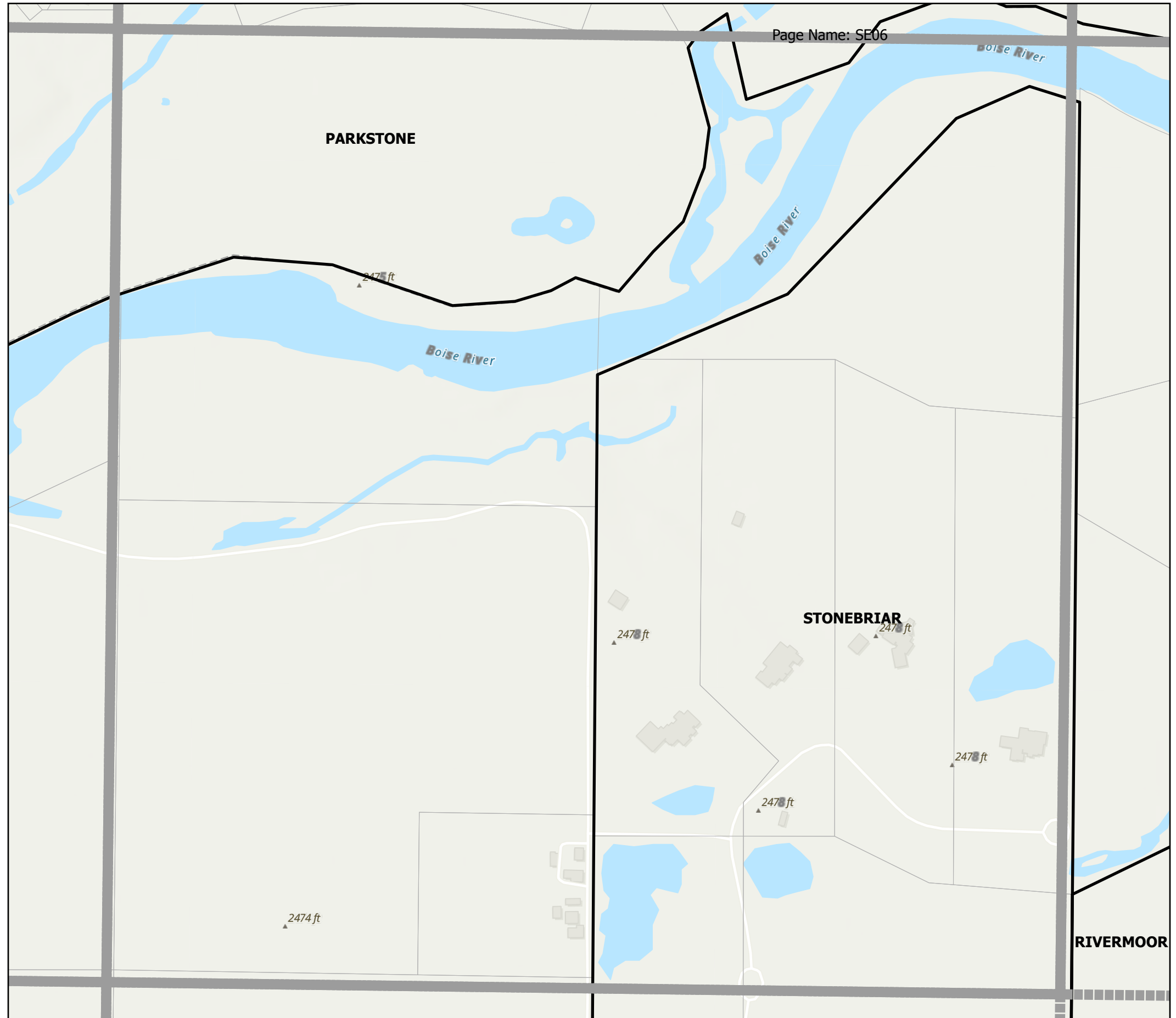
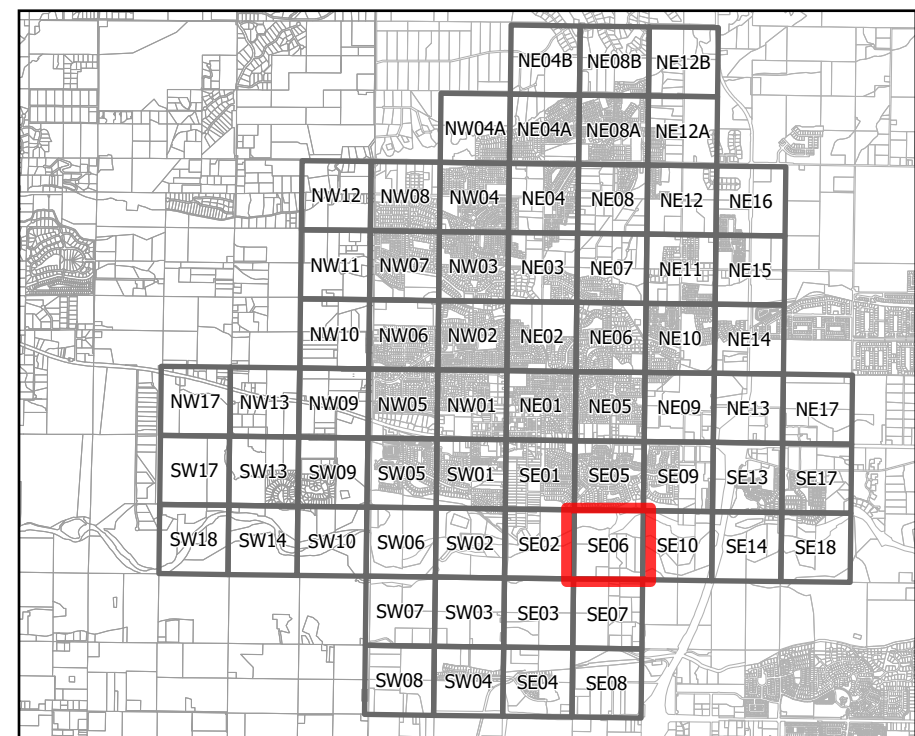

- Air Valve
- Clean Out
- Sewer Valve
- Grease Interceptor

Pressure Sewer

- 3" Pressure
- 6" Pressure
- 8" Pressure
- 10" Pressure
- 12" Pressure
- 18" Pressure

Misc Sewer

- Lift Station
- Dewatering Well
- High Voltage
- Low Voltage
- Permit
- Transfer
- Sewer Taps
- Sewer Services
- Sewer Laterals





Existing Sewer System Map

Legend

Gravity Sewer Mains

- 6"
- 8"
- 10"
- 12"
- 15"
- 18"
- 21"
- 24"

Sewer Manholes

- Manhole

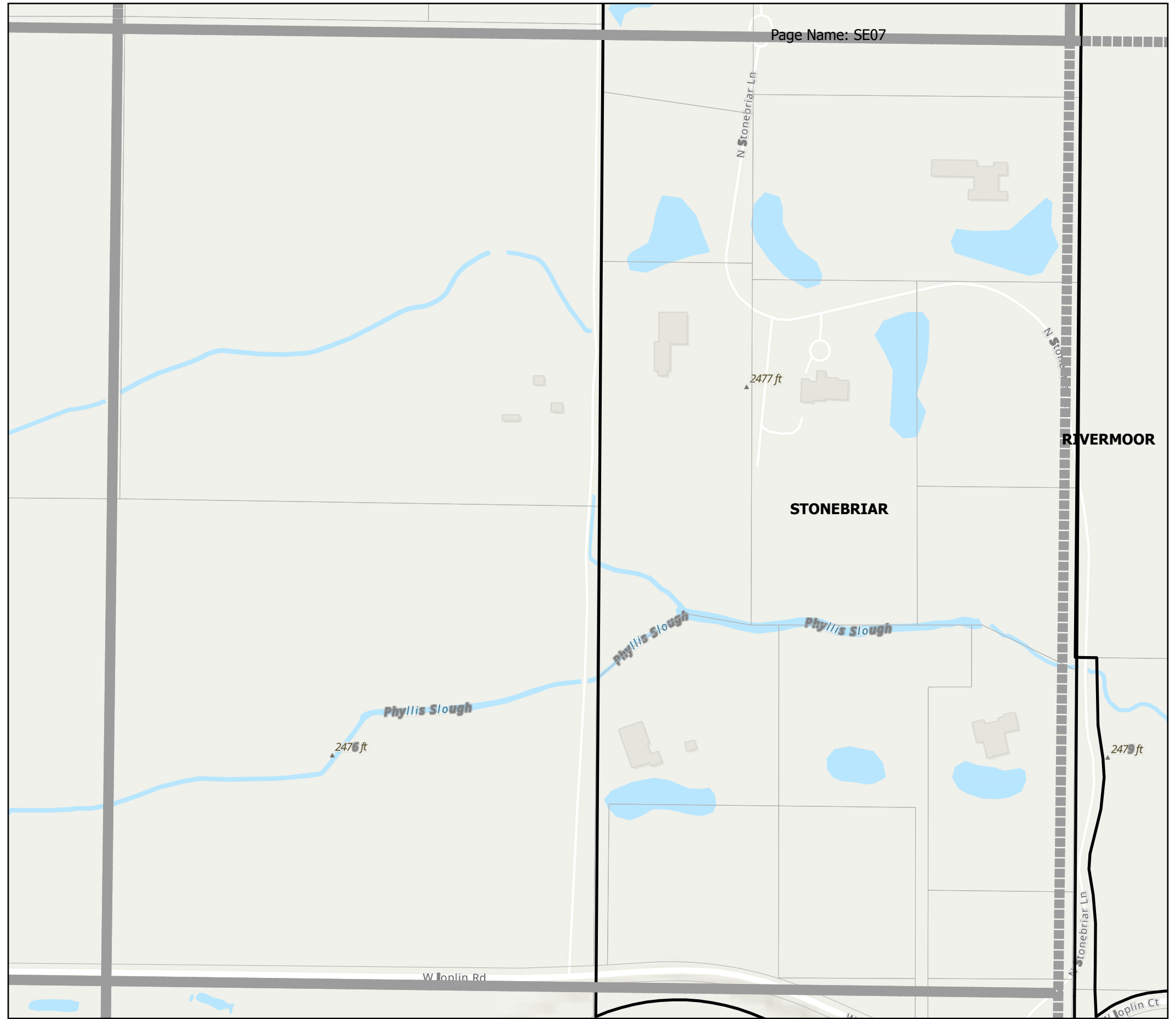
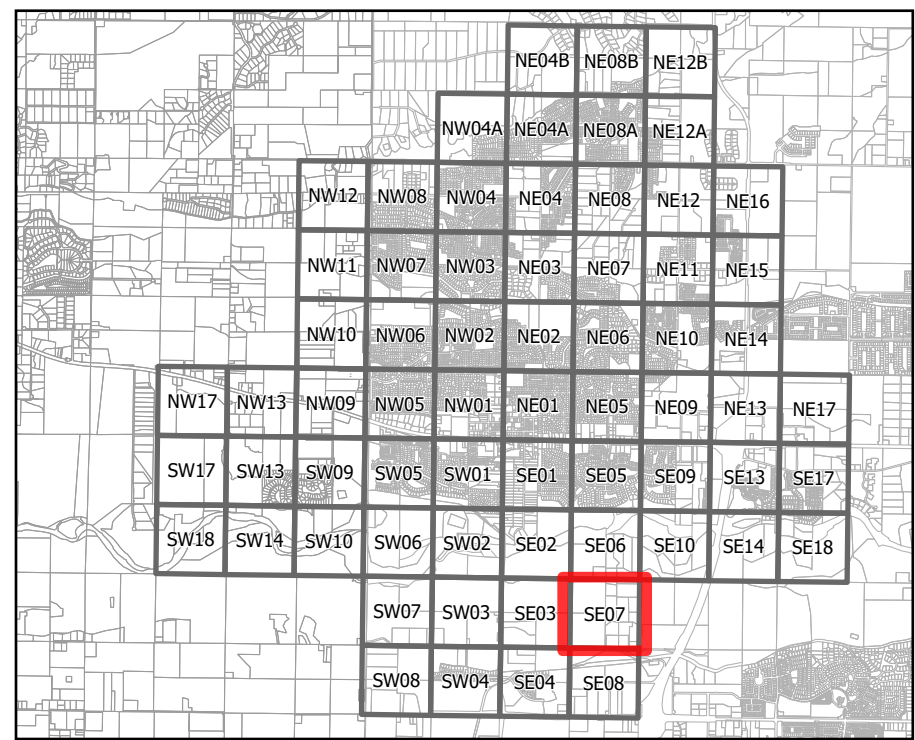
- Air Valve
- Clean Out
- Sewer Valve
- Grease Interceptor

Pressure Sewer

- 3" Pressure
- 6" Pressure
- 8" Pressure
- 10" Pressure
- 12" Pressure
- 18" Pressure

Misc Sewer

- Lift Station
- Dewatering Well
- High Voltage
- Low Voltage
- Permit
- Transfer
- Sewer Taps
- Sewer Services
- Sewer Laterals





Existing Sewer System Map

Legend

Gravity Sewer Mains

- 6"
- 8"
- 10"
- 12"
- 15"
- 18"
- 21"
- 24"

Sewer Manholes

- Manhole

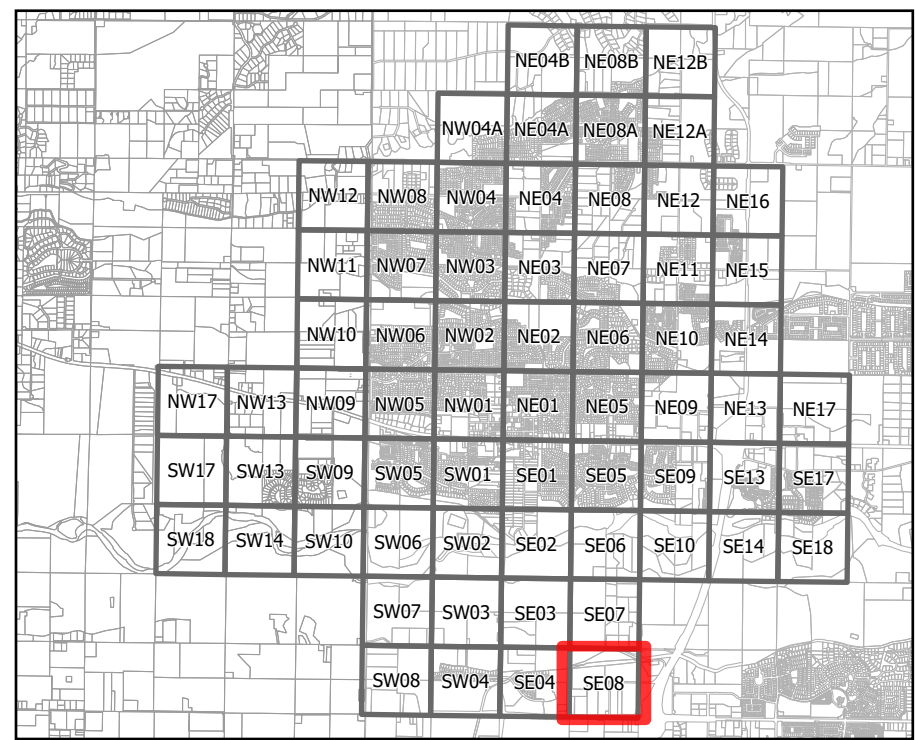
- Air Valve
- Clean Out
- Sewer Valve
- Grease Interceptor

Pressure Sewer

- 3" Pressure
- 6" Pressure
- 8" Pressure
- 10" Pressure
- 12" Pressure
- 18" Pressure

Misc Sewer

- Lift Station
- Dewatering Well
- High Voltage
- Low Voltage
- Permit
- Transfer
- Sewer Taps
- Sewer Services
- Sewer Laterals





Existing Sewer System Map

Legend

Gravity Sewer Mains

- 6"
- 8"
- 10"
- 12"
- 15"
- 18"
- 21"
- 24"

Sewer Manholes

- Manhole

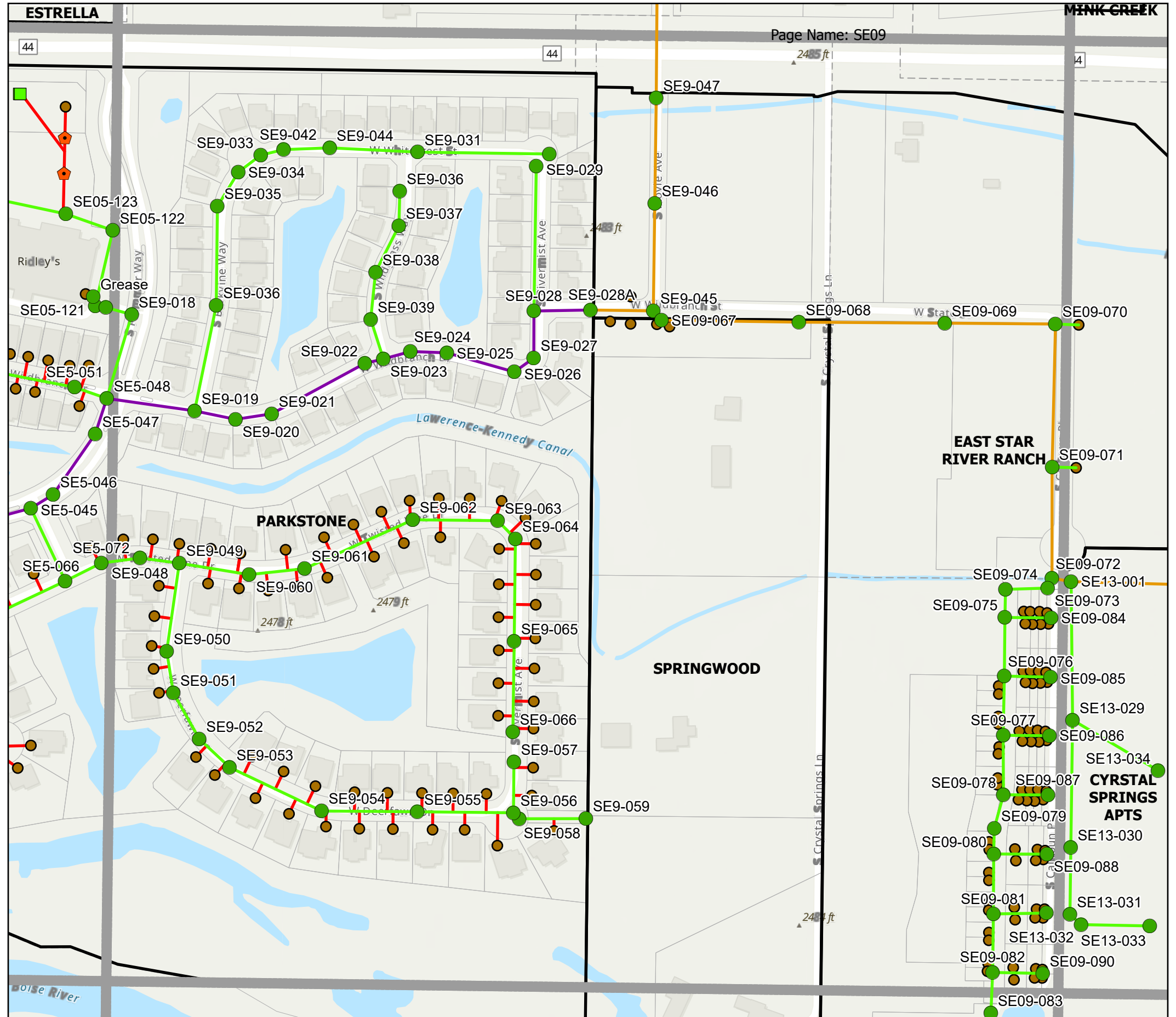
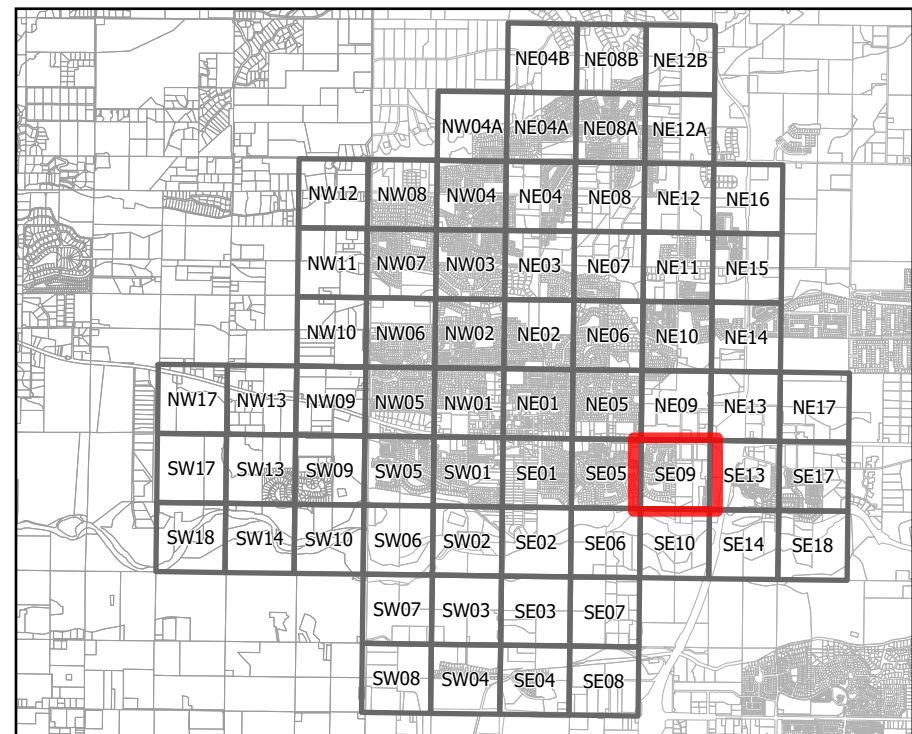
- ⬇ Air Valve
- ⬆ Clean Out
- + Sewer Valve
- Grease Interceptor

Pressure Sewer

- - - 3" Pressure
- - - 6" Pressure
- - - 8" Pressure
- - - 10" Pressure
- - - 12" Pressure
- - - 18" Pressure

Misc Sewer

- Lift Station
- + Dewatering Well
- ▲ High Voltage
- ▲ Low Voltage
- ◆ Permit
- ⊠ Transfer
- Sewer Taps
- Sewer Services
- Sewer Laterals



Page Name: SE09



Existing Sewer System Map

Legend

Gravity Sewer Mains

- 6"
- 8"
- 10"
- 12"
- 15"
- 18"
- 21"
- 24"

Sewer Manholes

- Manhole

- Air Valve
- Clean Out
- Sewer Valve
- Grease Interceptor

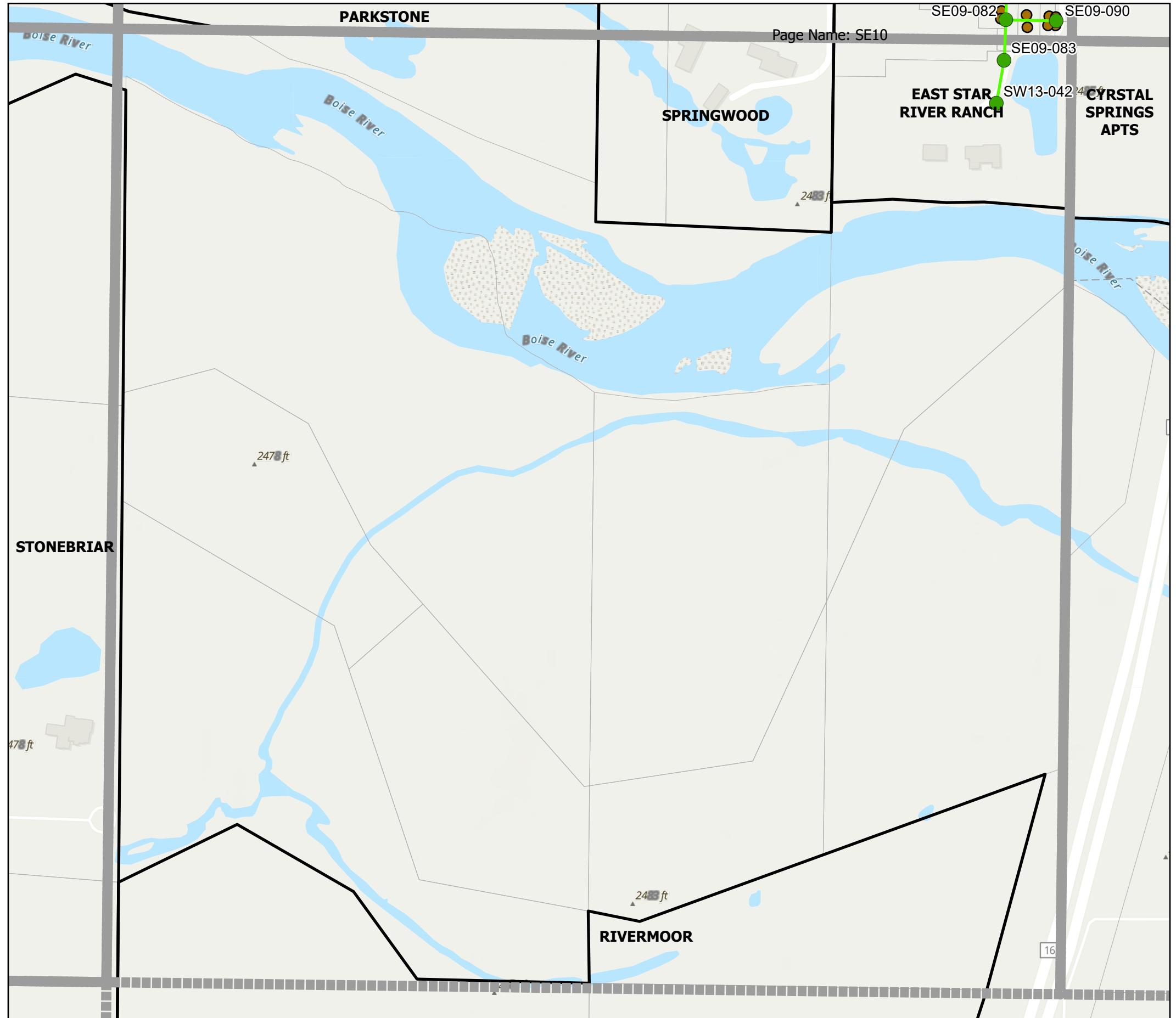
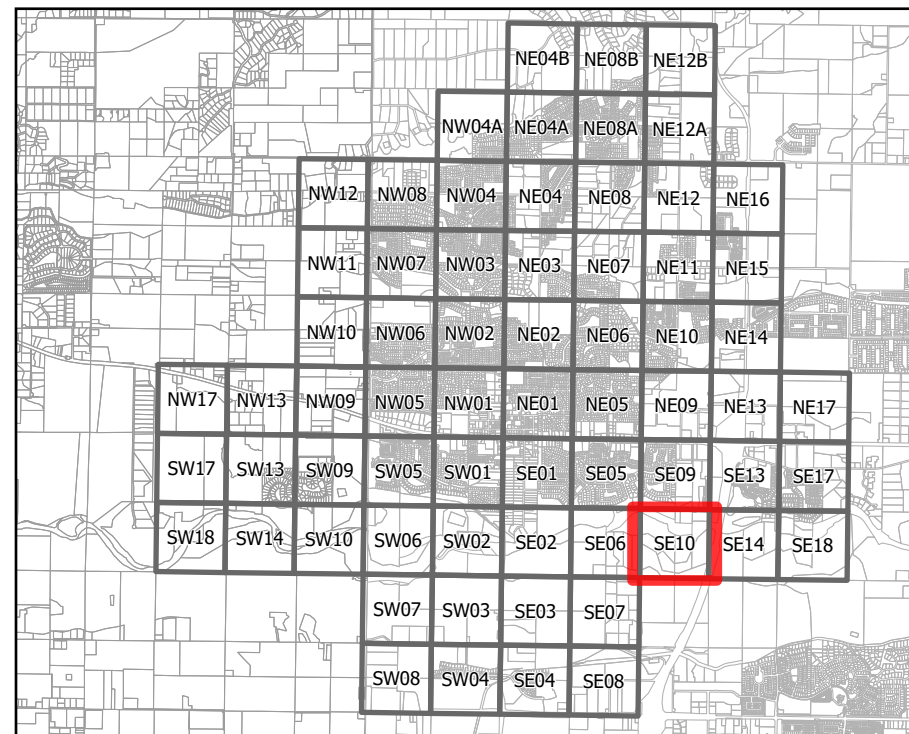
Pressure Sewer

- 3" Pressure
- 6" Pressure
- 8" Pressure
- 10" Pressure
- 12" Pressure
- 18" Pressure

Misc Sewer

- Lift Station
- Dewatering Well
- High Voltage
- Low Voltage
- Permit
- Transfer
- Sewer Taps
- Sewer Services
- Sewer Laterals

0 200 400 800 US Feet





Existing Sewer System Map

Legend

Gravity Sewer Mains

- 6"
- 8"
- 10"
- 12"
- 15"
- 18"
- 21"
- 24"

Sewer Manholes

- Manhole

- Air Valve
- Clean Out
- Sewer Valve
- Grease Interceptor

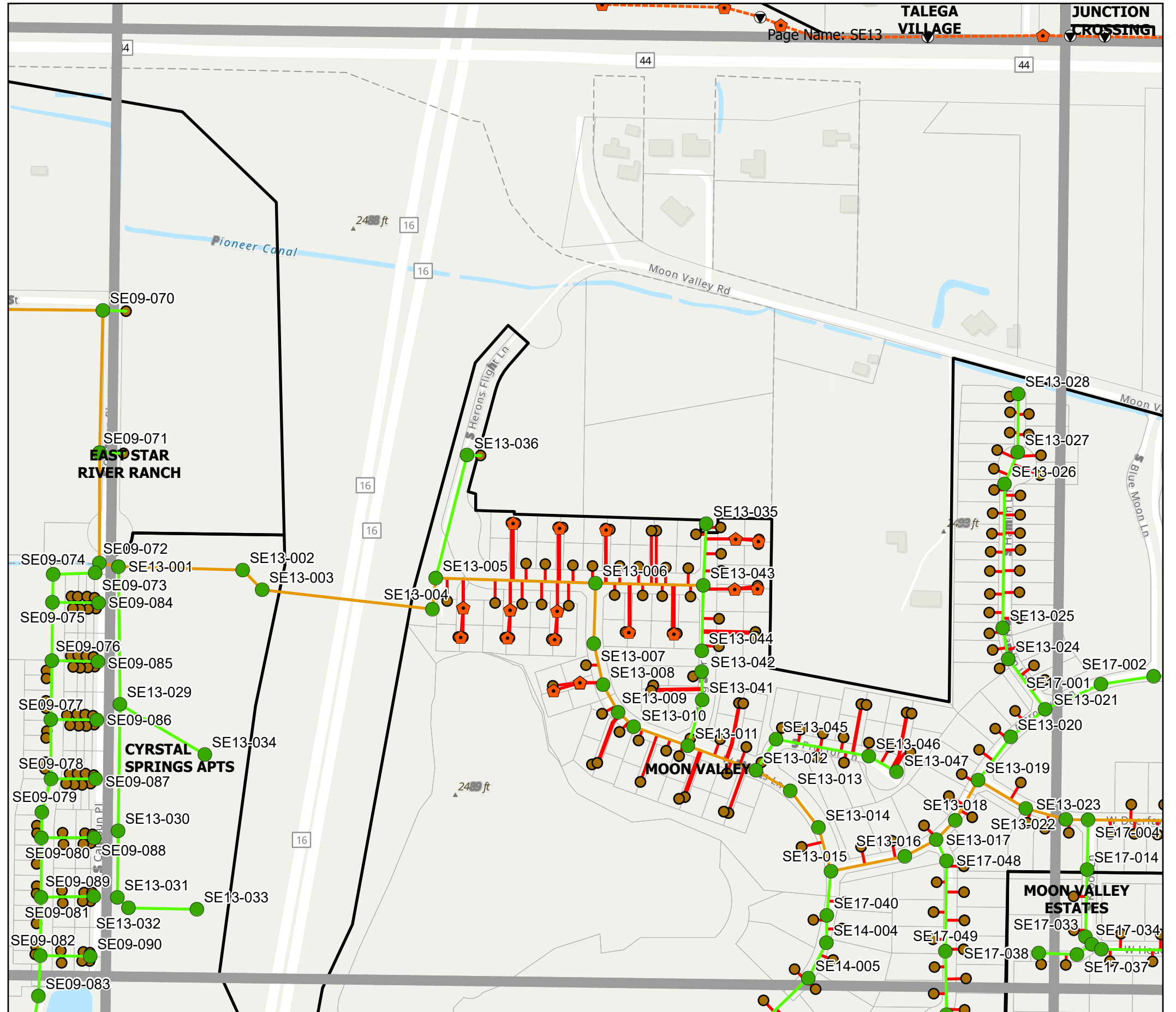
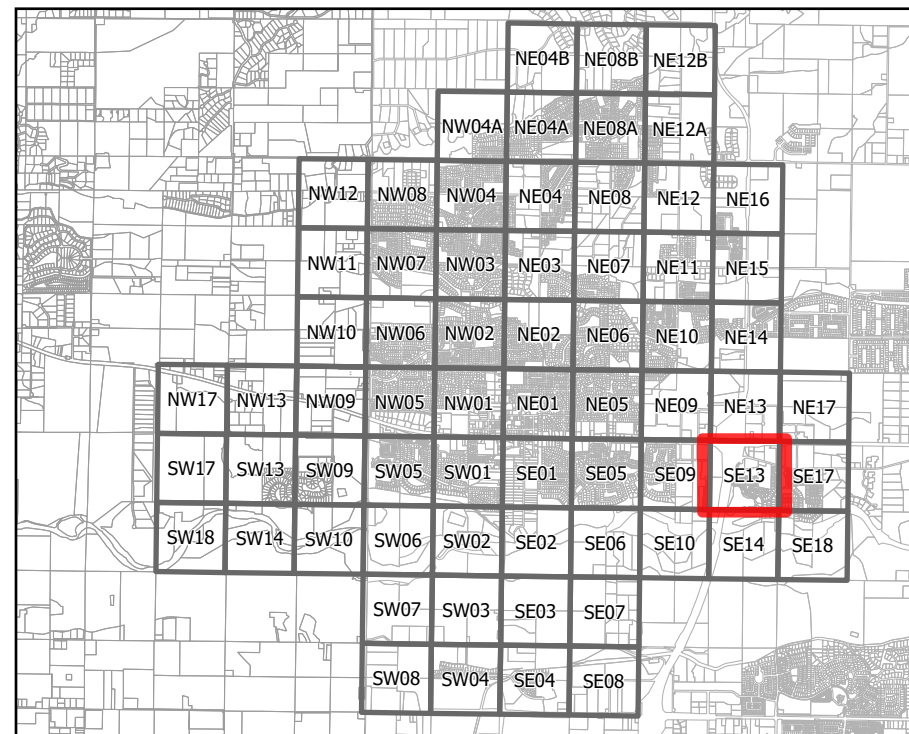
Pressure Sewer

- 3" Pressure
- 6" Pressure
- 8" Pressure
- 10" Pressure
- 12" Pressure
- 18" Pressure

Misc Sewer

- Lift Station
- Dewatering Well
- High Voltage
- Low Voltage
- Permit
- Transfer
- Sewer Taps
- Sewer Services
- Sewer Laterals

0 200 400 800 US Feet



Page Name: SE13



Existing Sewer System Map

Legend

Gravity Sewer Mains

- 6"
- 8"
- 10"
- 12"
- 15"
- 18"
- 21"
- 24"

Sewer Manholes

- Manhole

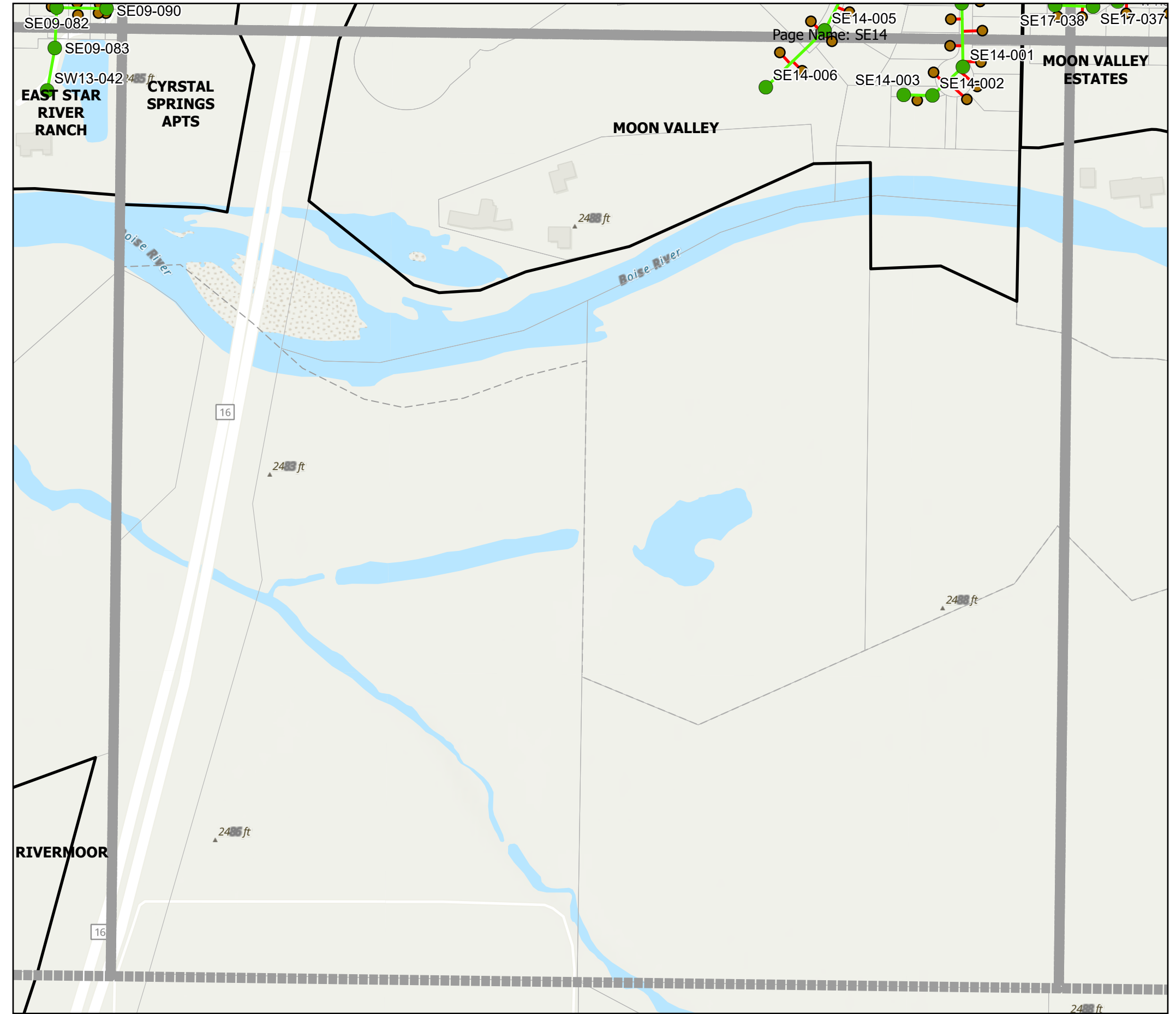
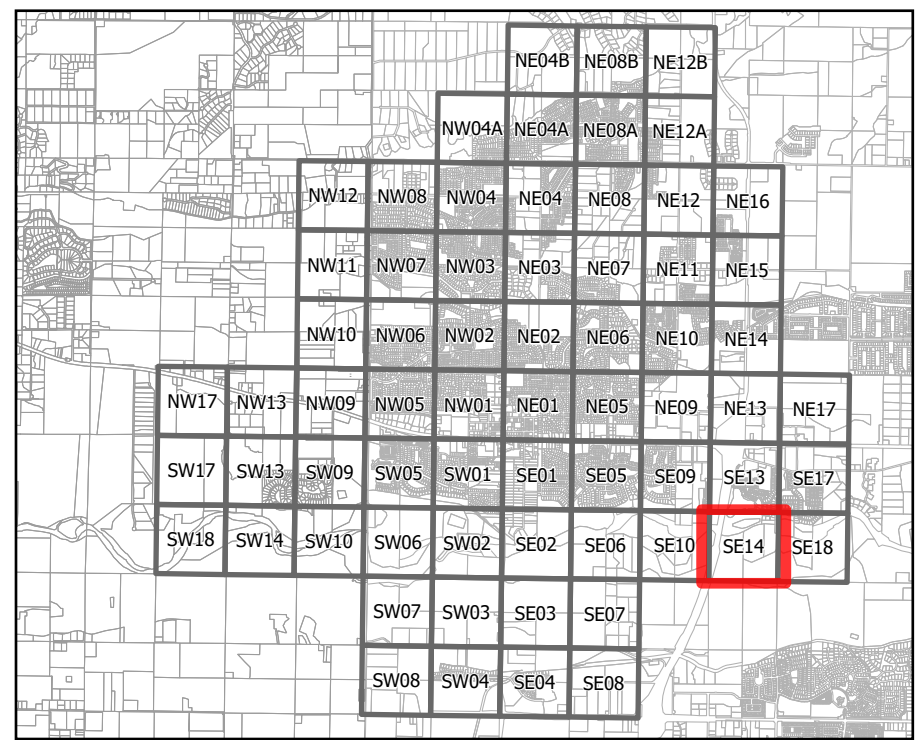
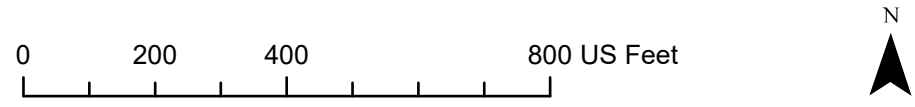
- Air Valve
- Clean Out
- Sewer Valve
- Grease Interceptor

Pressure Sewer

- 3" Pressure
- 6" Pressure
- 8" Pressure
- 10" Pressure
- 12" Pressure
- 18" Pressure

Misc Sewer

- Lift Station
- Dewatering Well
- High Voltage
- Low Voltage
- Permit
- Transfer
- Sewer Taps
- Sewer Services
- Sewer Laterals





Existing Sewer System Map

Legend

Gravity Sewer Mains

- 6"
- 8"
- 10"
- 12"
- 15"
- 18"
- 21"
- 24"

Sewer Manholes

- Manhole

- Air Valve
- Clean Out
- Sewer Valve
- Grease Interceptor

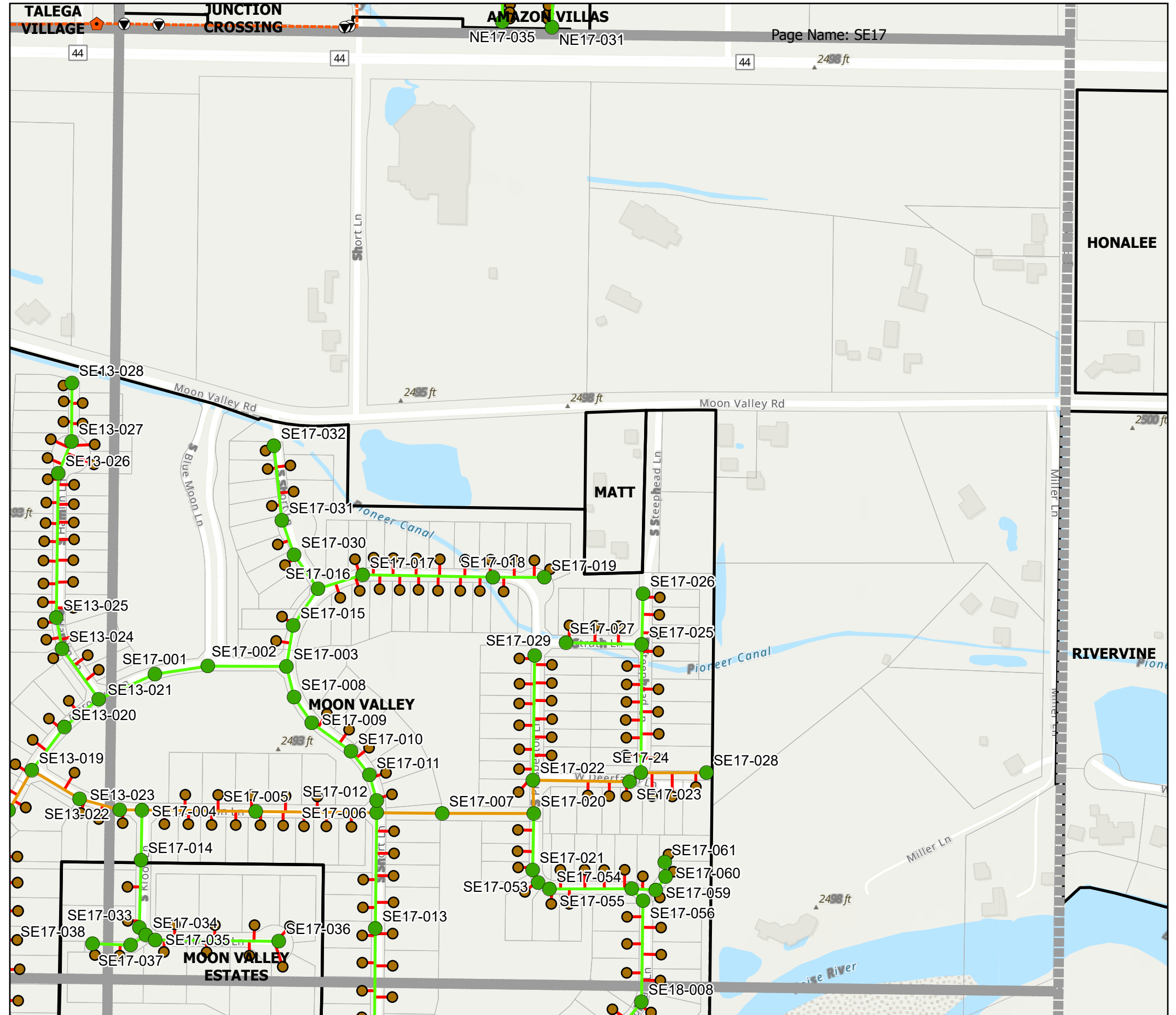
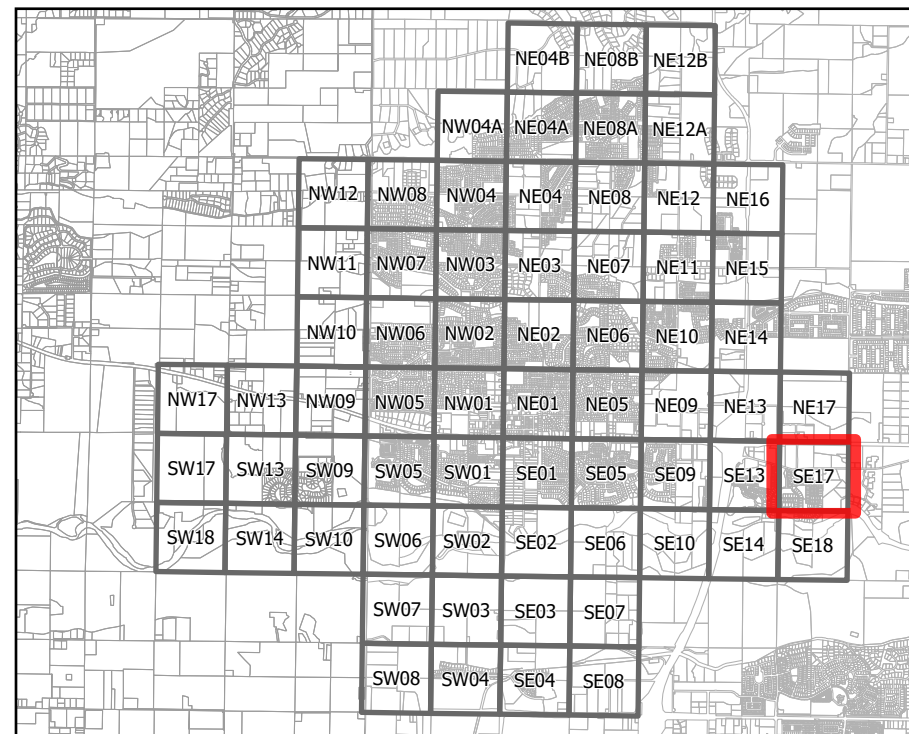
Pressure Sewer

- 3" Pressure
- 6" Pressure
- 8" Pressure
- 10" Pressure
- 12" Pressure
- 18" Pressure

Misc Sewer

- Lift Station
- Dewatering Well
- High Voltage
- Low Voltage
- Permit
- Transfer
- Sewer Taps
- Sewer Services
- Sewer Laterals

0 200 400 800 US Feet





Existing Sewer System Map

Legend

Gravity Sewer Mains

- 6"
- 8"
- 10"
- 12"
- 15"
- 18"
- 21"
- 24"

Sewer Manholes

- Manhole

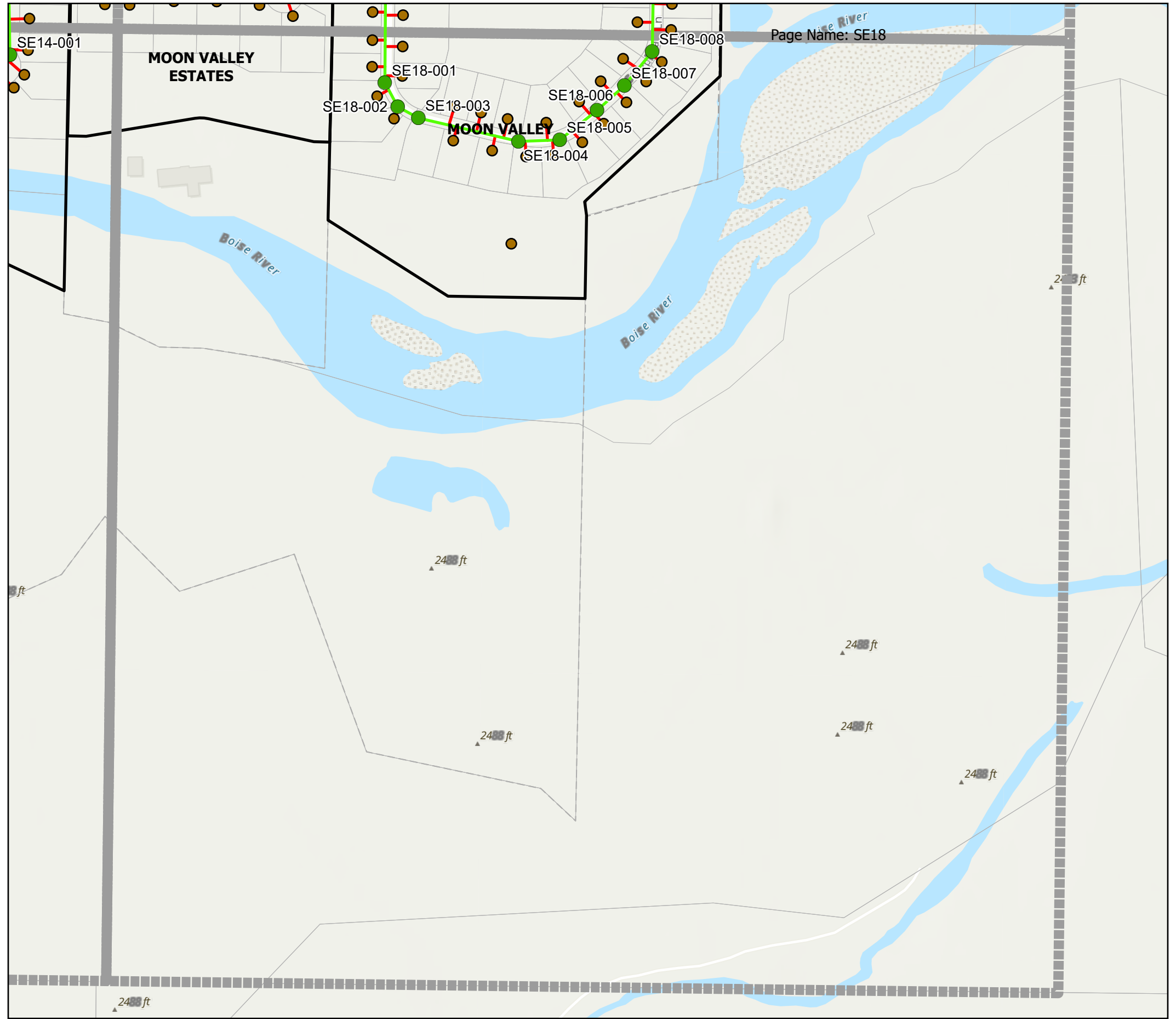
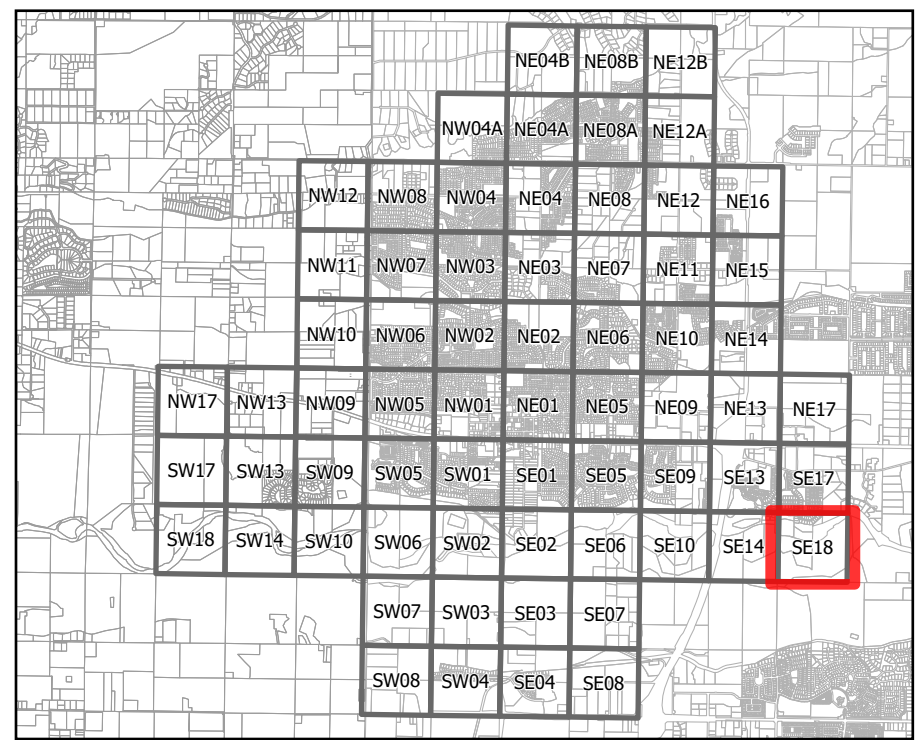
- Air Valve
- Clean Out
- Sewer Valve
- Grease Interceptor

Pressure Sewer

- 3" Pressure
- 6" Pressure
- 8" Pressure
- 10" Pressure
- 12" Pressure
- 18" Pressure

Misc Sewer

- Lift Station
- Dewatering Well
- High Voltage
- Low Voltage
- Permit
- Transfer
- Sewer Taps
- Sewer Services
- Sewer Laterals





Existing Sewer System Map

Legend

Gravity Sewer Mains

- 6"
- 8"
- 10"
- 12"
- 15"
- 18"
- 21"
- 24"

Sewer Manholes

- Manhole

- Air Valve
- Clean Out
- Sewer Valve
- Grease Interceptor

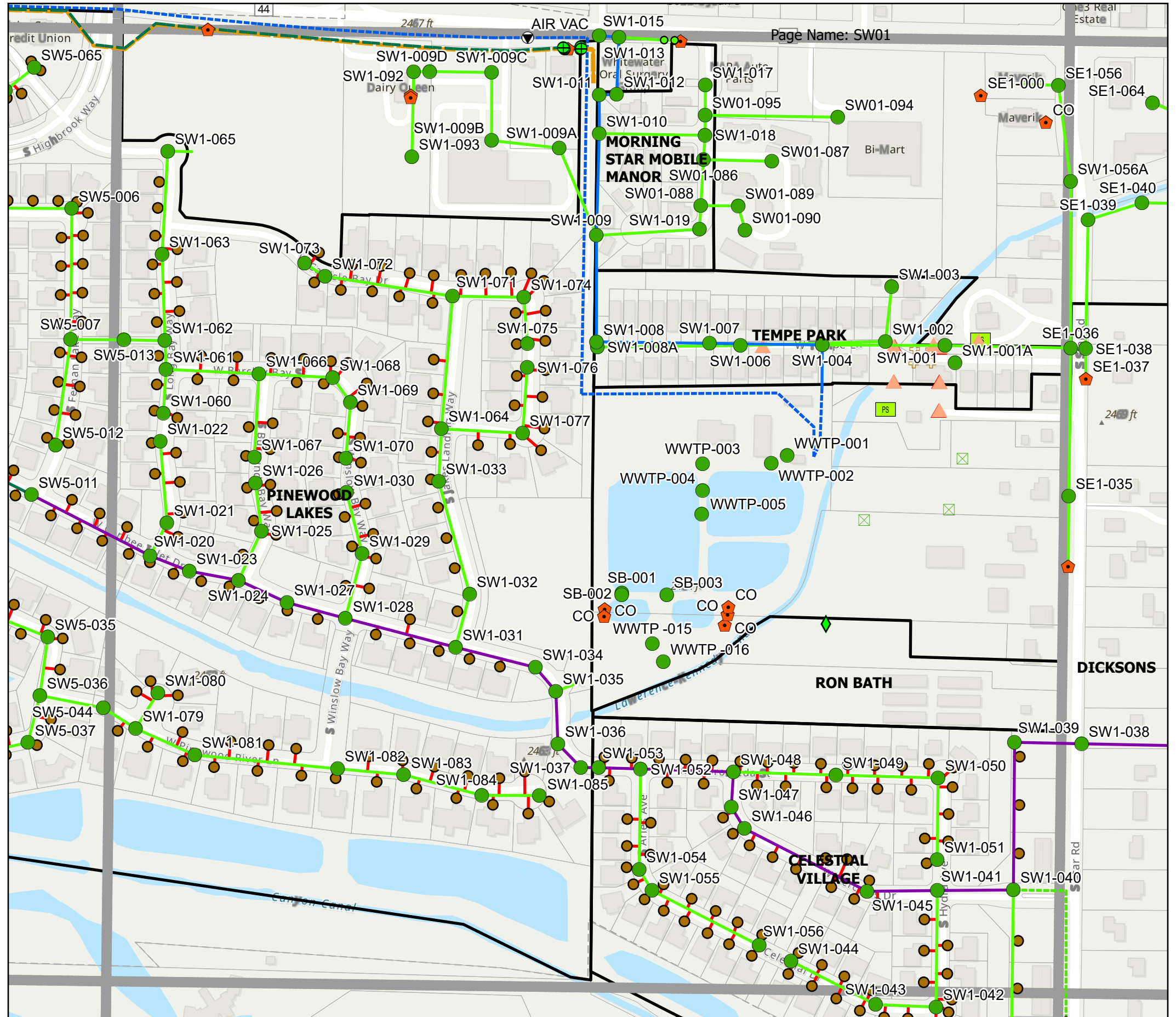
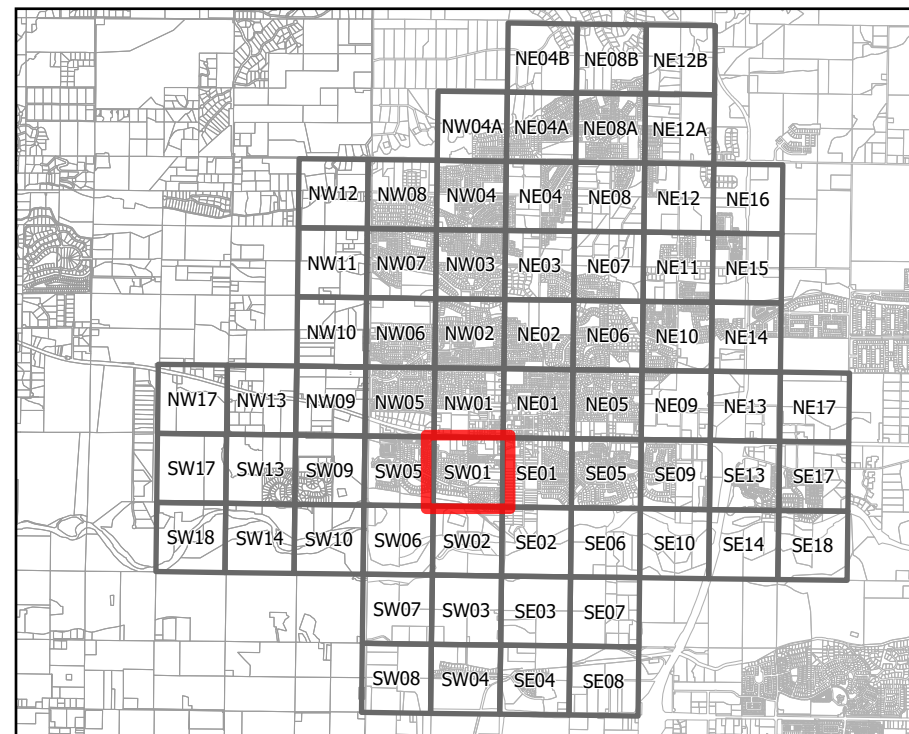
Pressure Sewer

- 3" Pressure
- 6" Pressure
- 8" Pressure
- 10" Pressure
- 12" Pressure
- 18" Pressure

Misc Sewer

- Lift Station
- Dewatering Well
- High Voltage
- Low Voltage
- Permit
- Transfer
- Sewer Taps
- Sewer Services
- Sewer Laterals

0 200 400 800 US Feet





Existing Sewer System Map

Legend

Gravity Sewer Mains

- 6"
- 8"
- 10"
- 12"
- 15"
- 18"
- 21"
- 24"

Sewer Manholes

- Manhole

- Air Valve
- Clean Out
- Sewer Valve
- Grease Interceptor

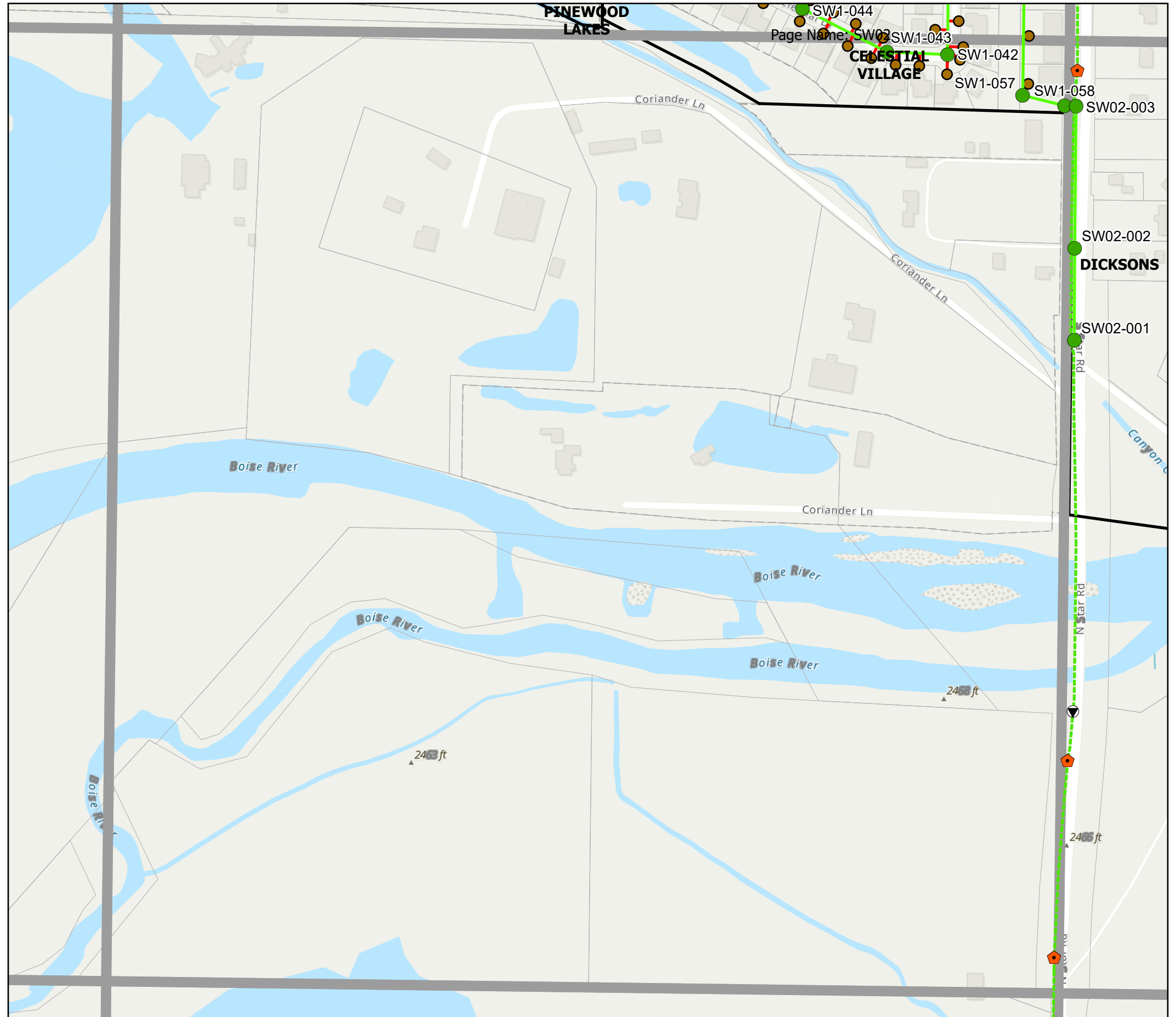
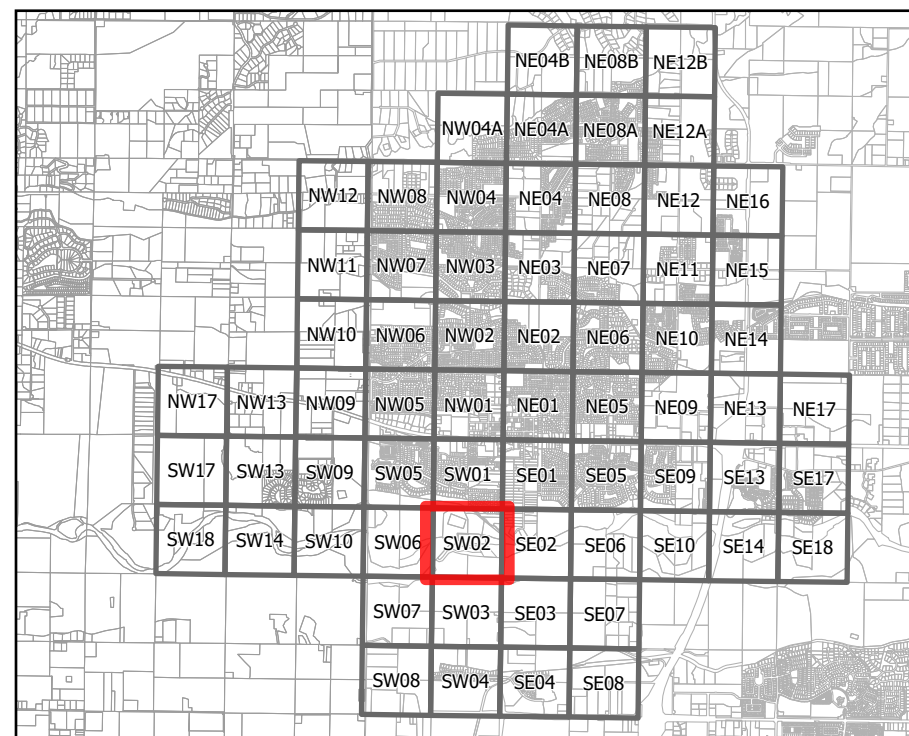
Pressure Sewer

- 3" Pressure
- 6" Pressure
- 8" Pressure
- 10" Pressure
- 12" Pressure
- 18" Pressure

Misc Sewer

- Lift Station
- Dewatering Well
- High Voltage
- Low Voltage
- Permit
- Transfer
- Sewer Taps
- Sewer Services
- Sewer Laterals

0 200 400 800 US Feet





Existing Sewer System Map

Legend

Gravity Sewer Mains

- 6"
- 8"
- 10"
- 12"
- 15"
- 18"
- 21"
- 24"

Sewer Manholes

- Manhole

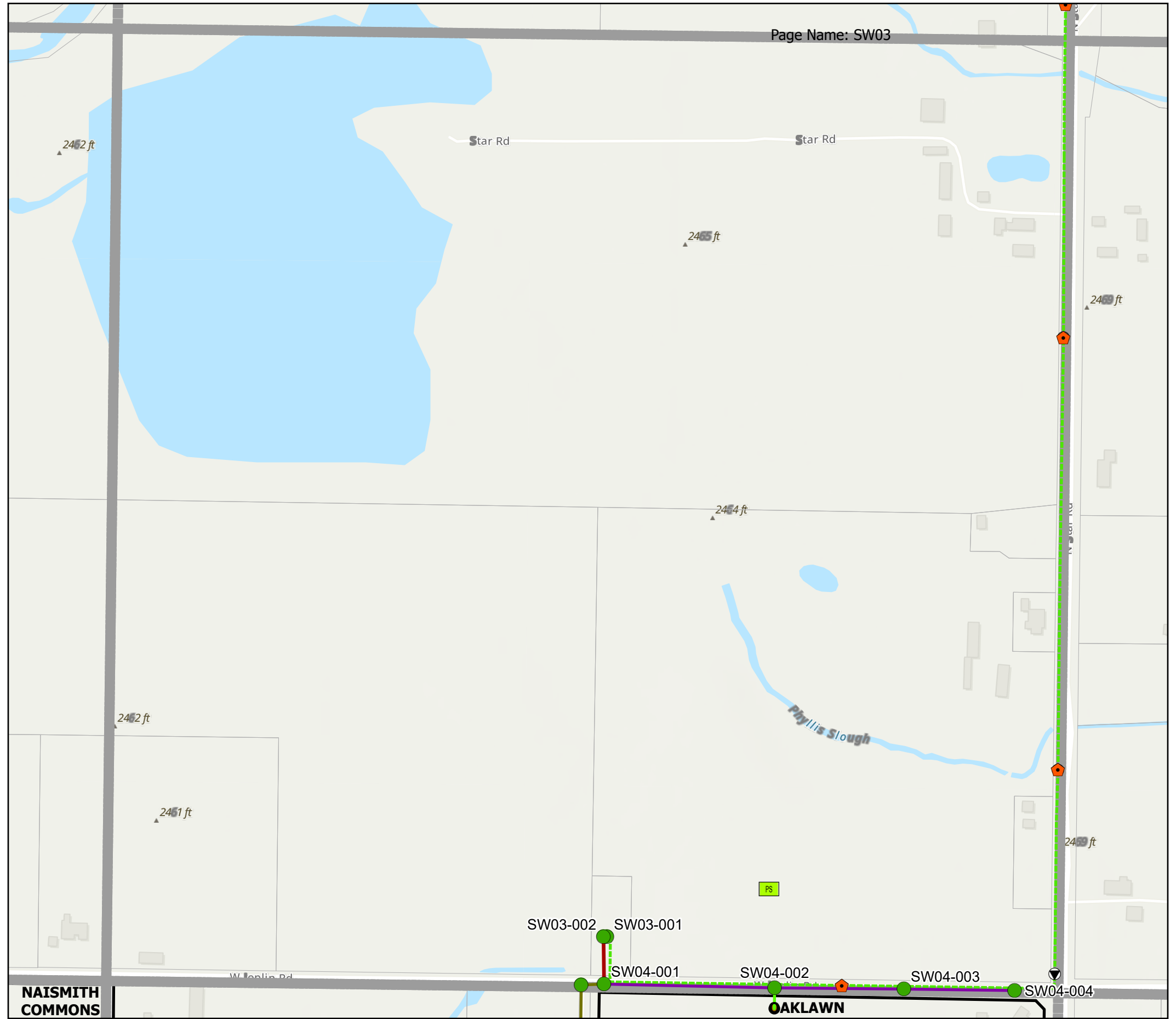
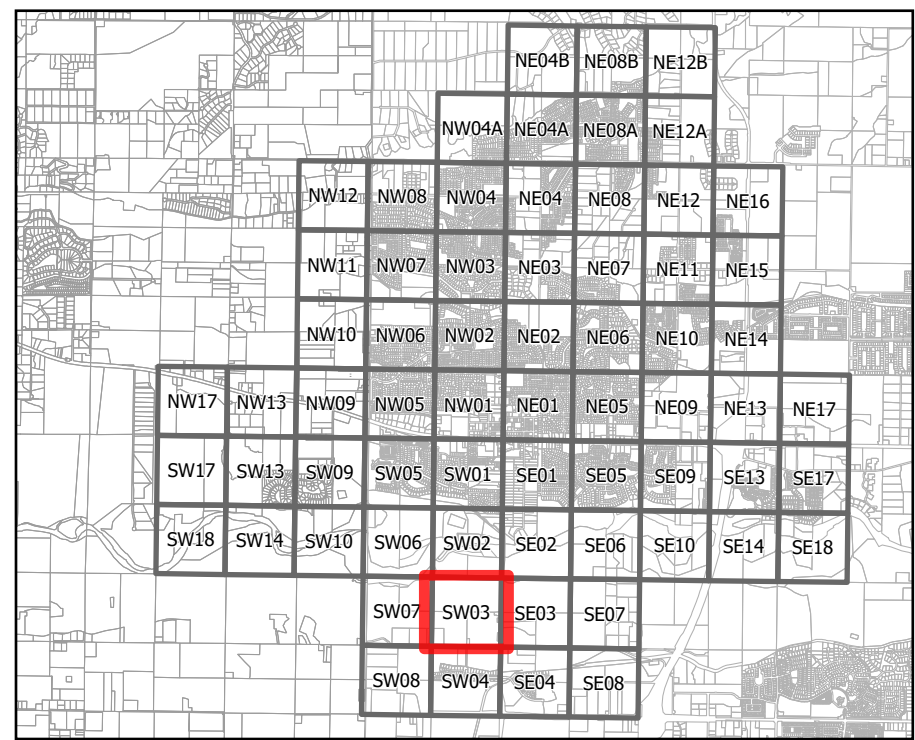
- Air Valve
- Clean Out
- Sewer Valve
- Grease Interceptor

Pressure Sewer

- 3" Pressure
- 6" Pressure
- 8" Pressure
- 10" Pressure
- 12" Pressure
- 18" Pressure

Misc Sewer

- Lift Station
- Dewatering Well
- High Voltage
- Low Voltage
- Permit
- Transfer
- Sewer Taps
- Sewer Services
- Sewer Laterals



Page Name: SW03



Existing Sewer System Map

Legend

Gravity Sewer Mains

- 6"
- 8"
- 10"
- 12"
- 15"
- 18"
- 21"
- 24"

Sewer Manholes

- Manhole

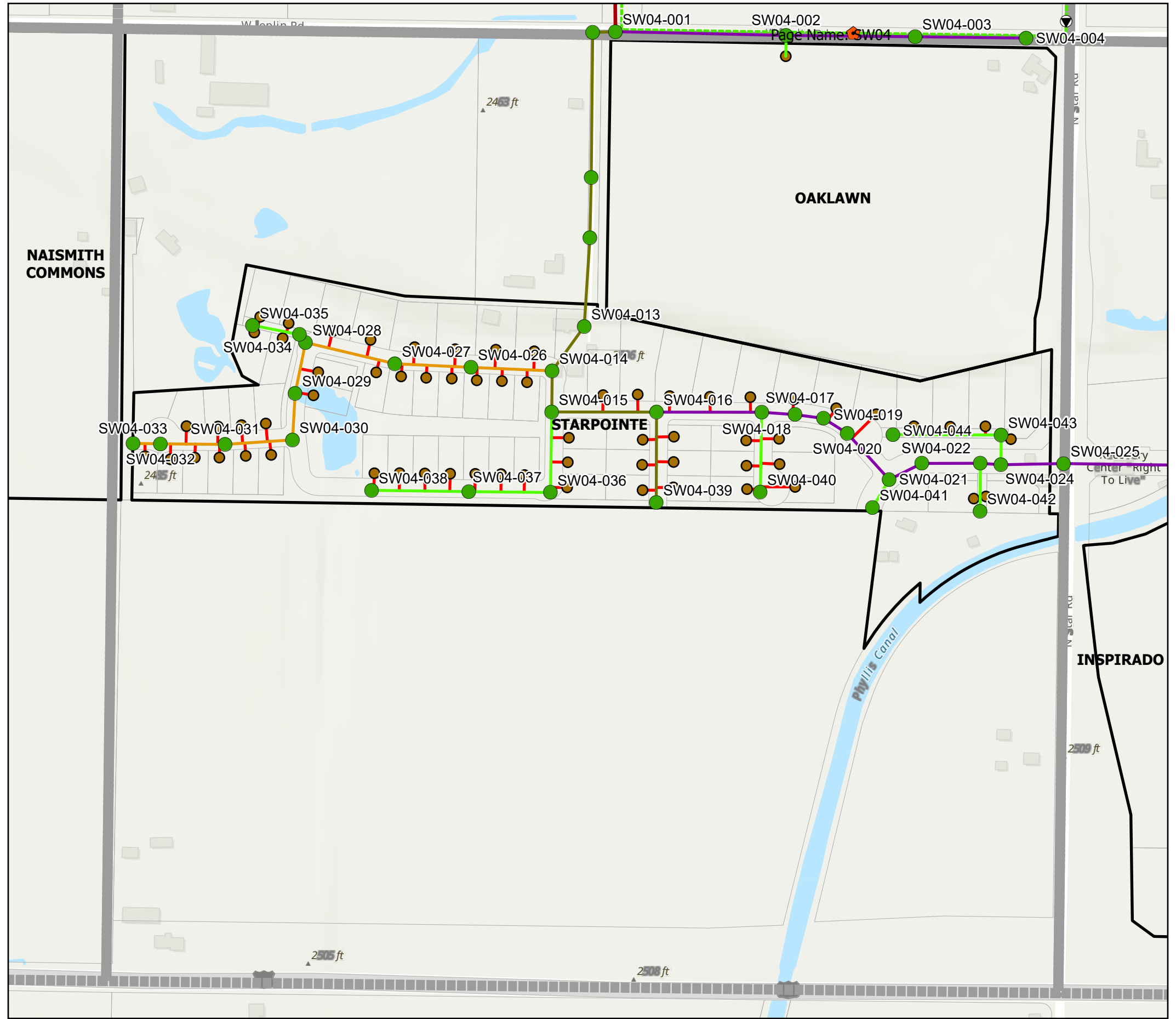
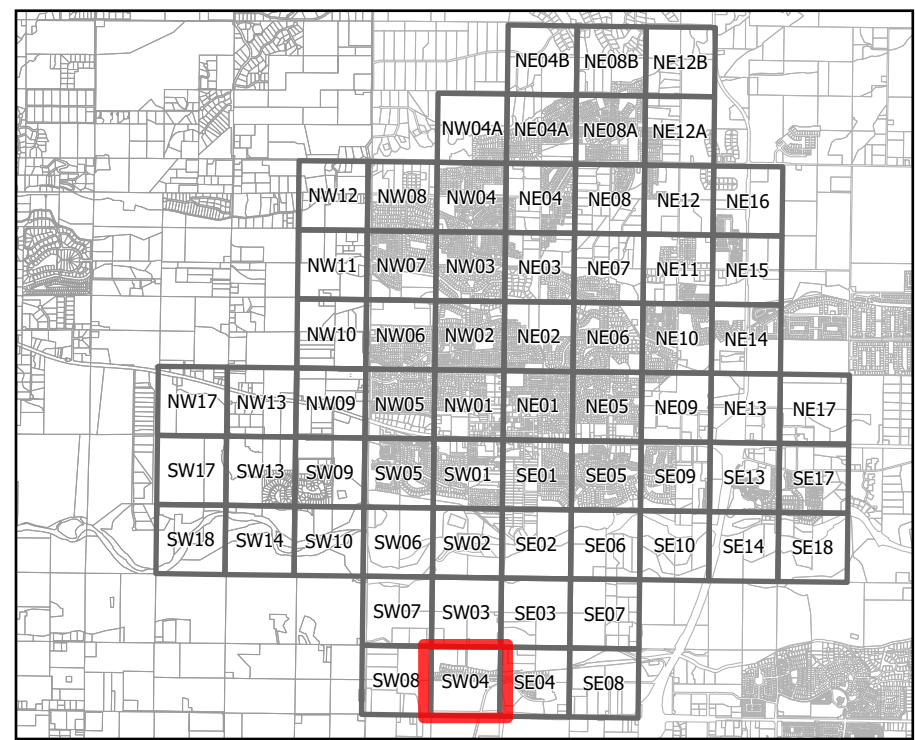
- Air Valve
- Clean Out
- Sewer Valve
- Grease Interceptor

Pressure Sewer

- 3" Pressure
- 6" Pressure
- 8" Pressure
- 10" Pressure
- 12" Pressure
- 18" Pressure

Misc Sewer

- Lift Station
- Dewatering Well
- High Voltage
- Low Voltage
- Permit
- Transfer
- Sewer Taps
- Sewer Services
- Sewer Laterals





Existing Sewer System Map

Legend

Gravity Sewer Mains

- 6" (Yellow line)
- 8" (Green line)
- 10" (Blue line)
- 12" (Orange line)
- 15" (Purple line)
- 18" (Dark Green line)
- 21" (Brown line)
- 24" (Red line)

Sewer Manholes

- Manhole (Green circle)

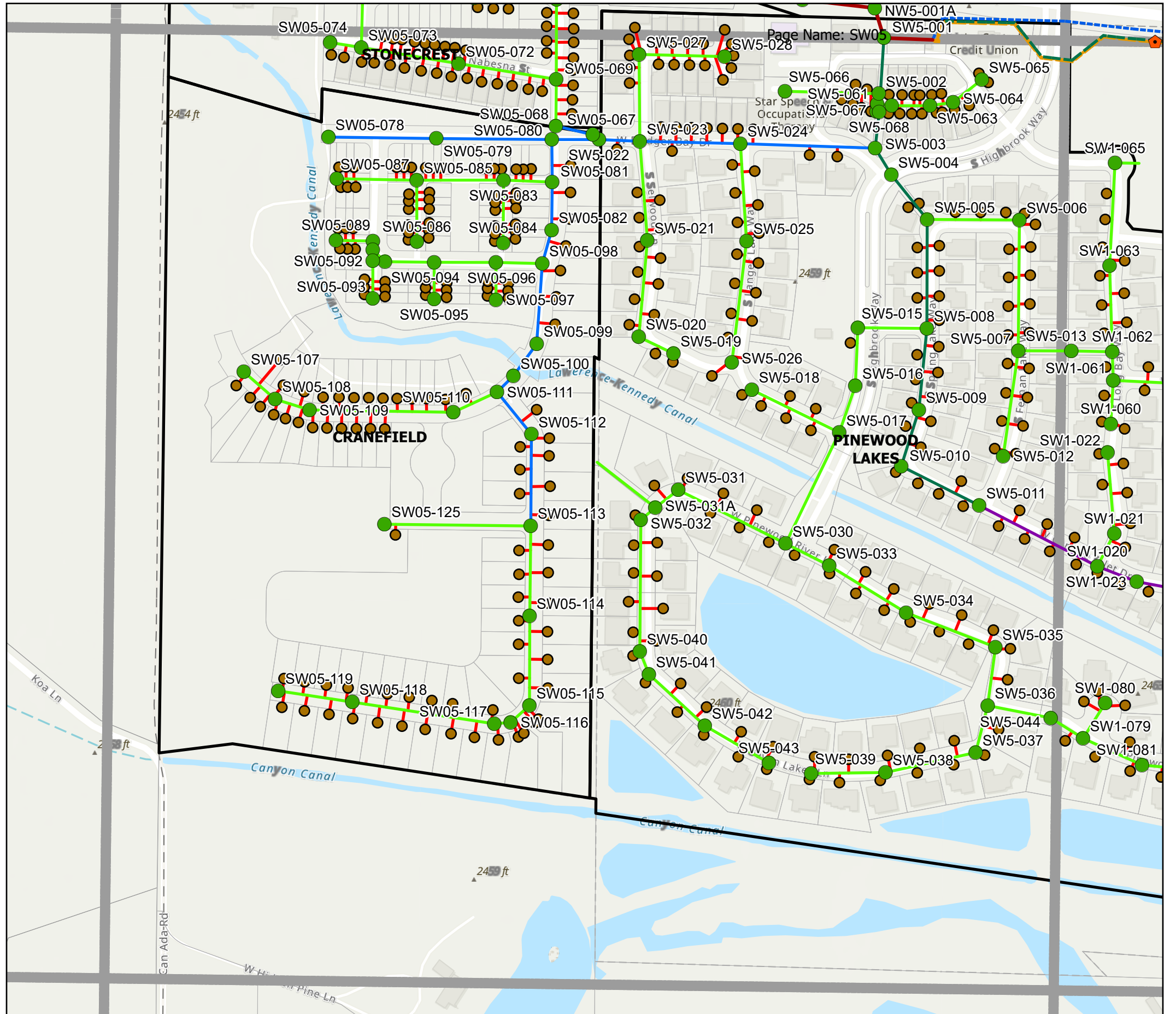
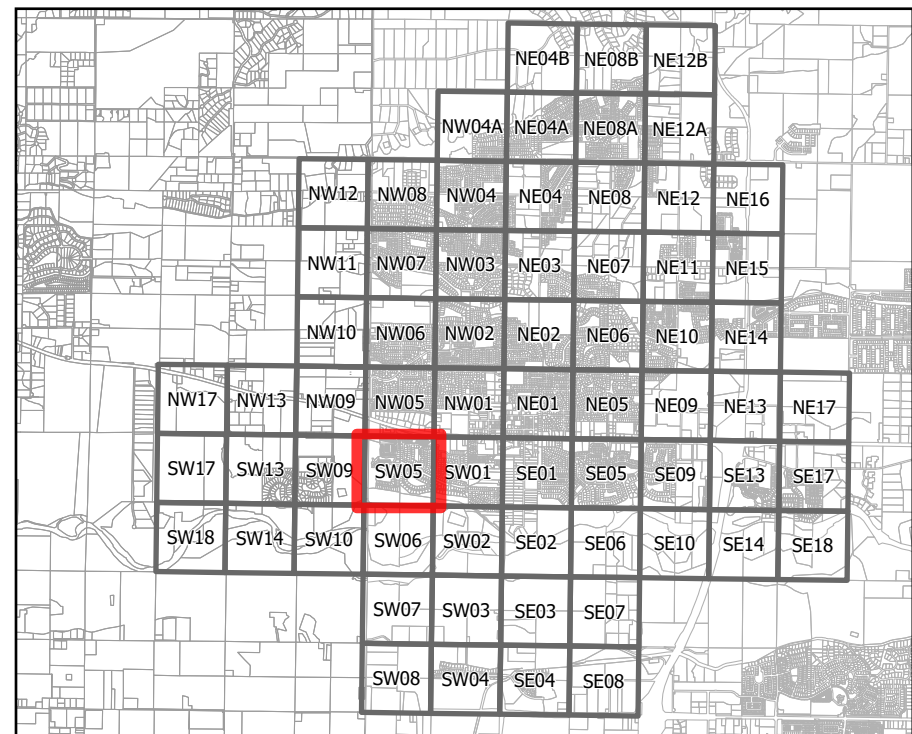

- ⦿ Air Valve
- ⬢ Clean Out
- ⊕ Sewer Valve
- ⊞ Grease Interceptor

Pressure Sewer

- 3" Pressure (Dashed orange line)
- 6" Pressure (Dashed orange line)
- 8" Pressure (Dashed green line)
- 10" Pressure (Dashed blue line)
- 12" Pressure (Dashed orange line)
- 18" Pressure (Dashed dark green line)

Misc Sewer

- PS Lift Station (Yellow square)
- ⊕ Dewatering Well (Cross symbol)
- ▲ High Voltage (Red triangle)
- ▲ Low Voltage (Orange triangle)
- ◆ Permit (Green diamond)
- ⊠ Transfer (Square with X)
- Sewer Taps (Green circle)
- Sewer Services (Brown circle)
- Sewer Laterals (Red line)





Existing Sewer System Map

Legend

Gravity Sewer Mains

- 6"
- 8"
- 10"
- 12"
- 15"
- 18"
- 21"
- 24"

Sewer Manholes

- Manhole

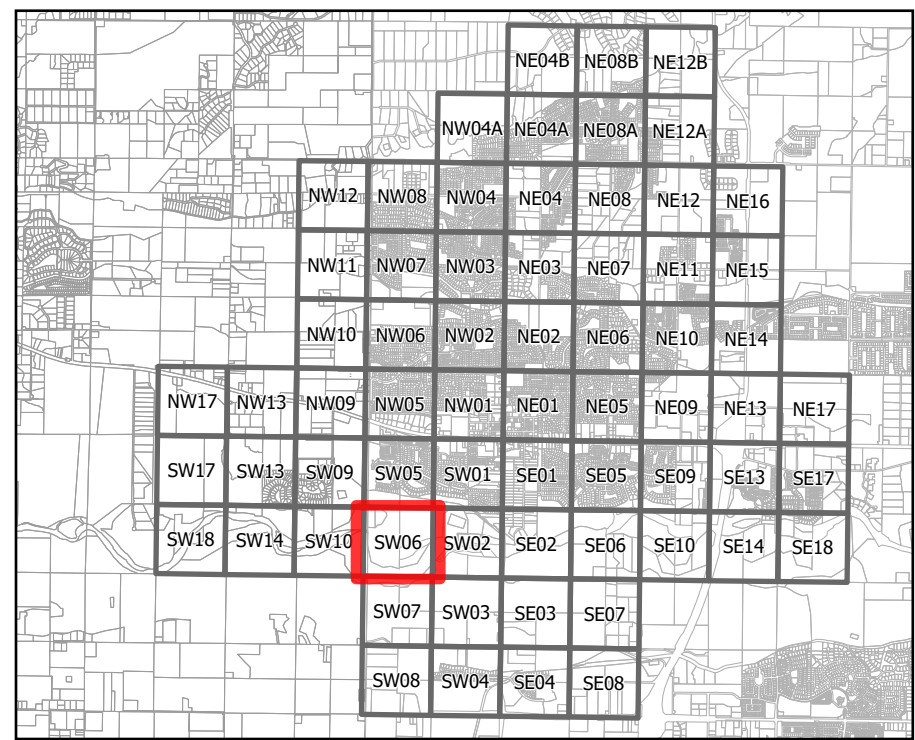
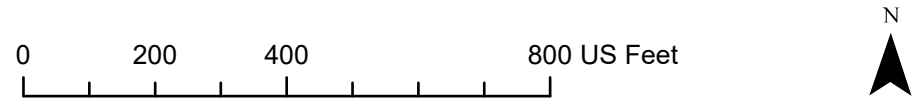
- Air Valve
- Clean Out
- Sewer Valve
- Grease Interceptor

Pressure Sewer

- 3" Pressure
- 6" Pressure
- 8" Pressure
- 10" Pressure
- 12" Pressure
- 18" Pressure

Misc Sewer

- Lift Station
- Dewatering Well
- High Voltage
- Low Voltage
- Permit
- Transfer
- Sewer Taps
- Sewer Services
- Sewer Laterals





Existing Sewer System Map

Legend

Gravity Sewer Mains

- 6"
- 8"
- 10"
- 12"
- 15"
- 18"
- 21"
- 24"

Sewer Manholes

- Manhole

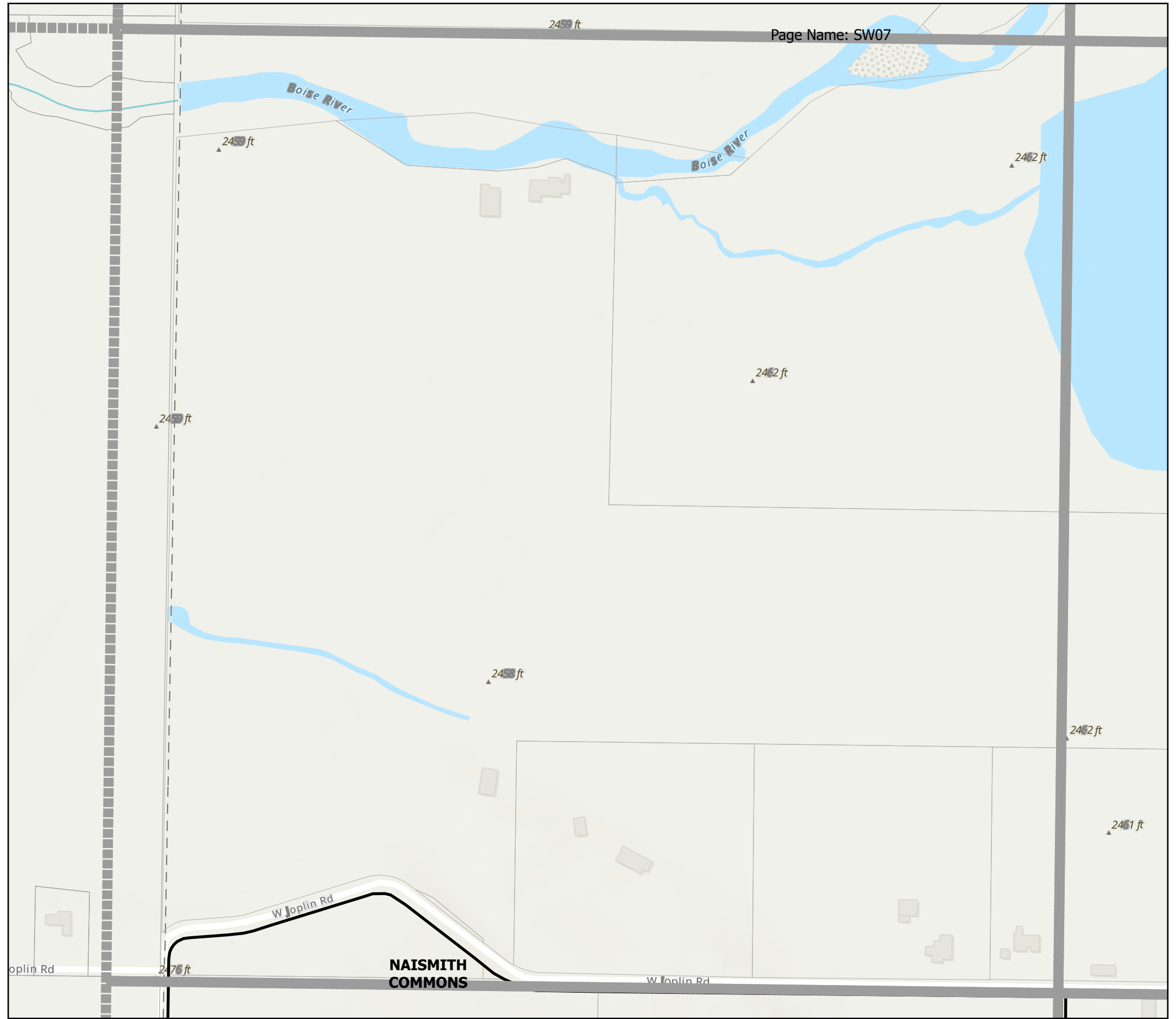
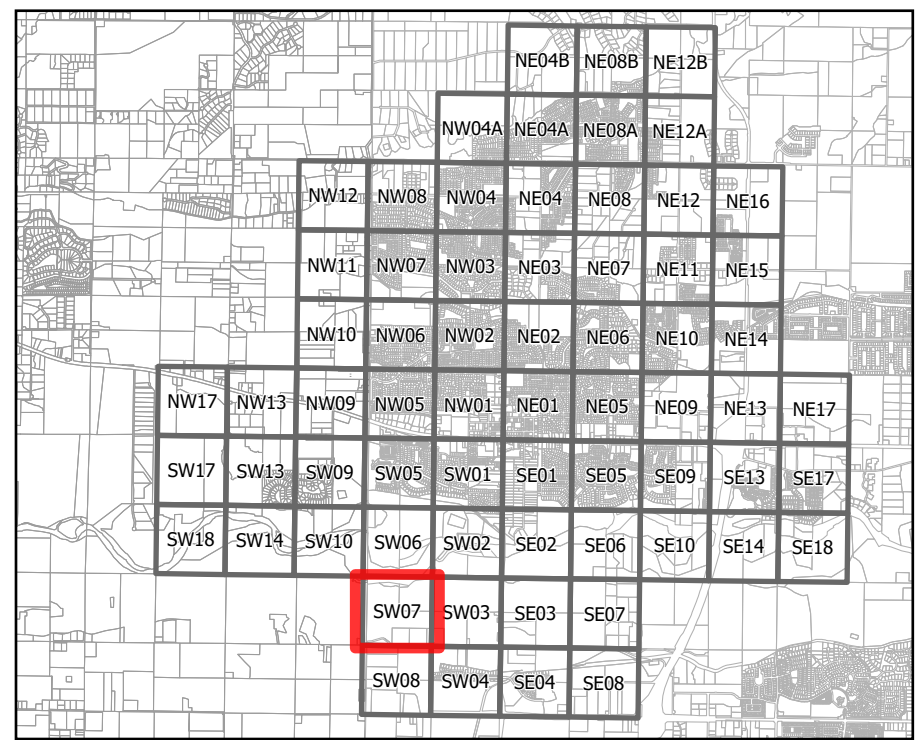
- Air Valve
- Clean Out
- Sewer Valve
- Grease Interceptor

Pressure Sewer

- 3" Pressure
- 6" Pressure
- 8" Pressure
- 10" Pressure
- 12" Pressure
- 18" Pressure

Misc Sewer

- Lift Station
- Dewatering Well
- High Voltage
- Low Voltage
- Permit
- Transfer
- Sewer Taps
- Sewer Services
- Sewer Laterals





Existing Sewer System Map

Legend

Gravity Sewer Mains

- 6"
- 8"
- 10"
- 12"
- 15"
- 18"
- 21"
- 24"

Sewer Manholes

- Manhole

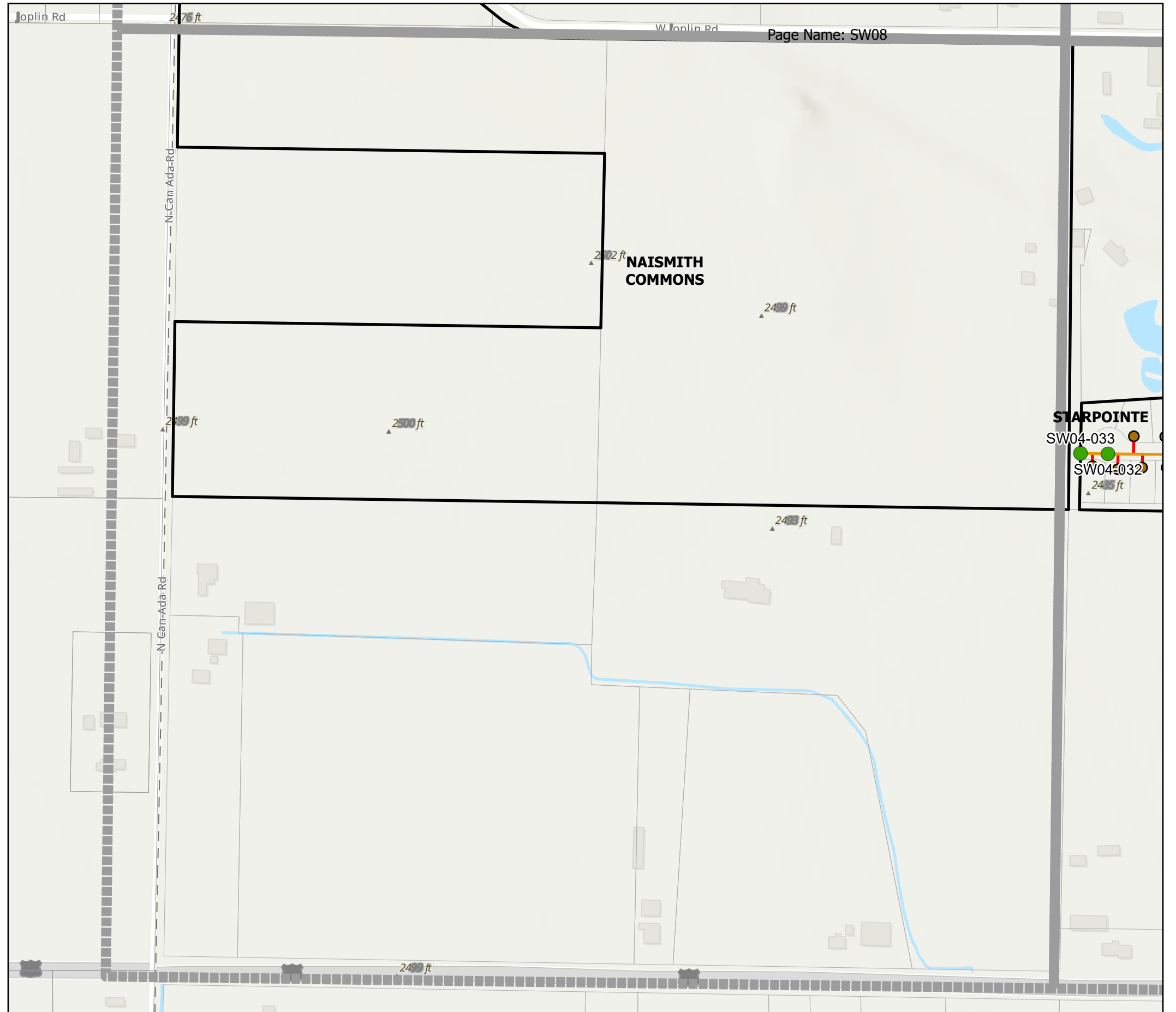
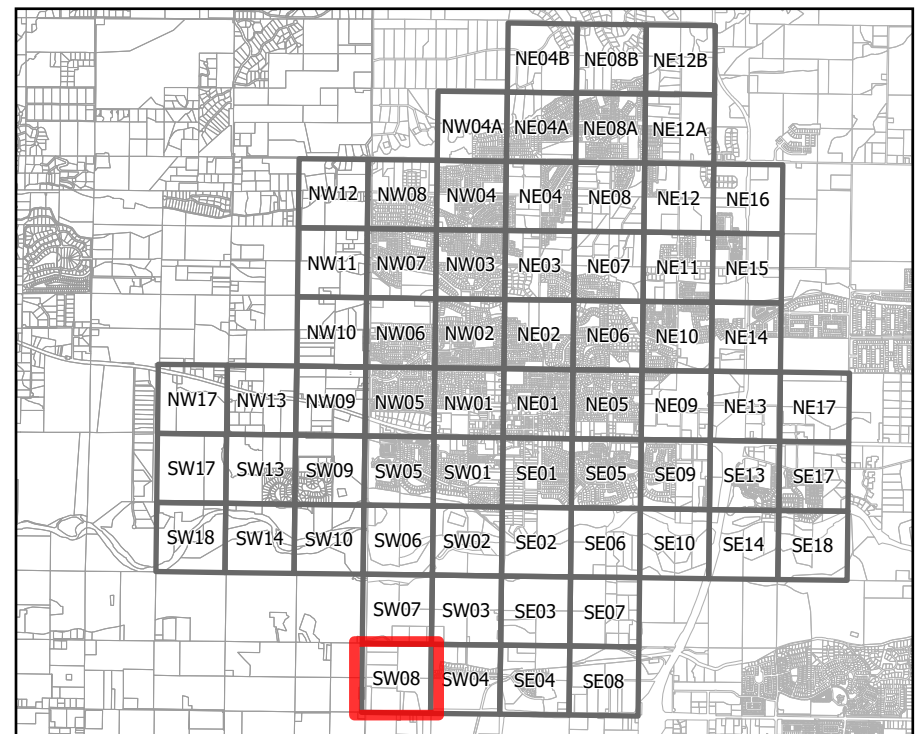
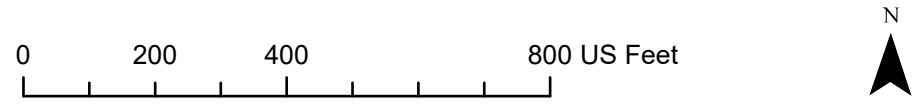
- Air Valve
- Clean Out
- Sewer Valve
- Grease Interceptor

Pressure Sewer

- 3" Pressure
- 6" Pressure
- 8" Pressure
- 10" Pressure
- 12" Pressure
- 18" Pressure

Misc Sewer

- Lift Station
- Dewatering Well
- High Voltage
- Low Voltage
- Permit
- Transfer
- Sewer Taps
- Sewer Services
- Sewer Laterals





Existing Sewer System Map

Legend

Gravity Sewer Mains

- 6" (Yellow line)
- 8" (Light Green line)
- 10" (Blue line)
- 12" (Orange line)
- 15" (Purple line)
- 18" (Dark Green line)
- 21" (Brown line)
- 24" (Red line)

Sewer Manholes

- Manhole (Green circle)

- Air Valve (Black circle with dot)
- Clean Out (Orange pentagon)
- Sewer Valve (Green circle with cross)
- Grease Interceptor (Green square)

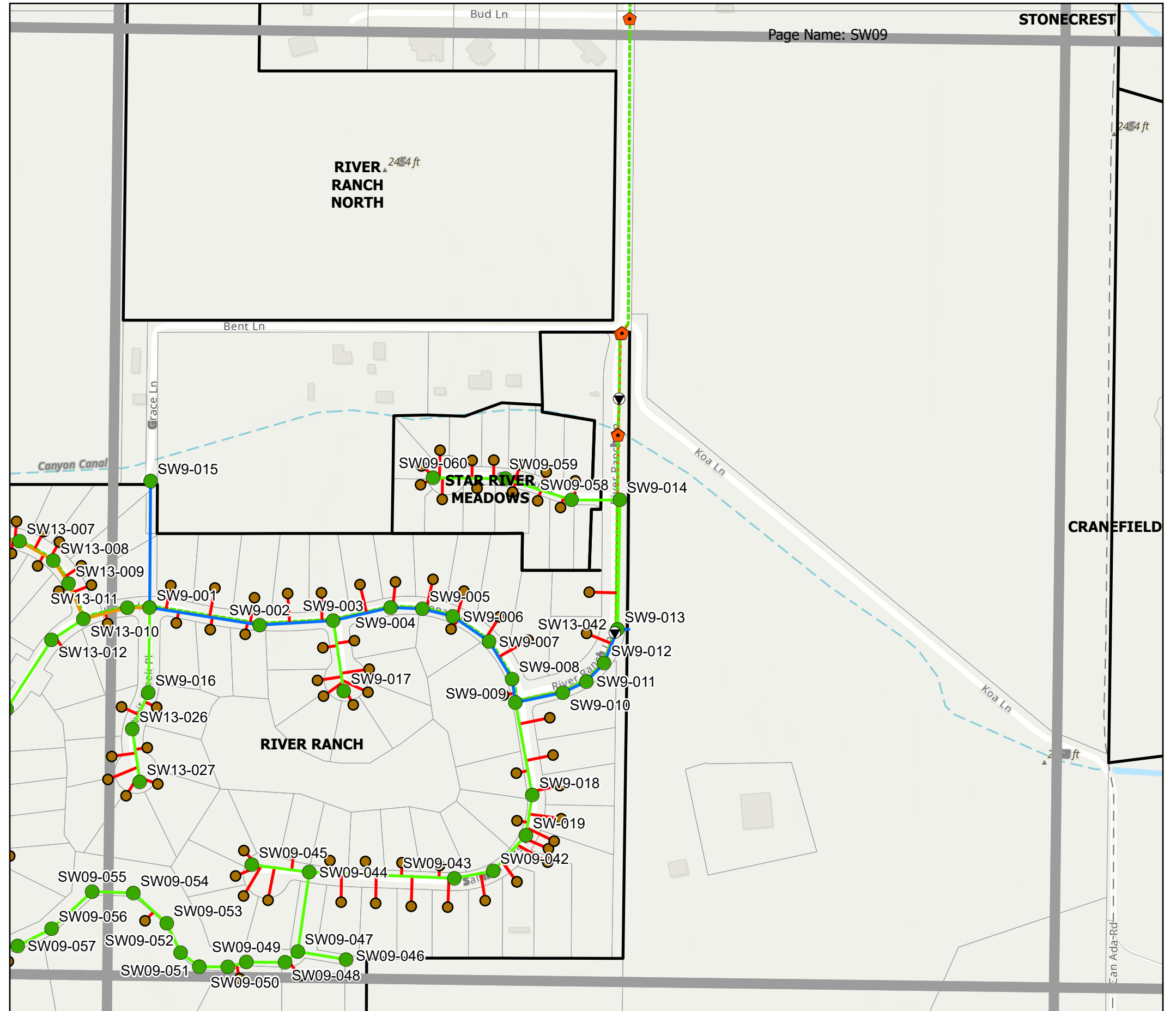
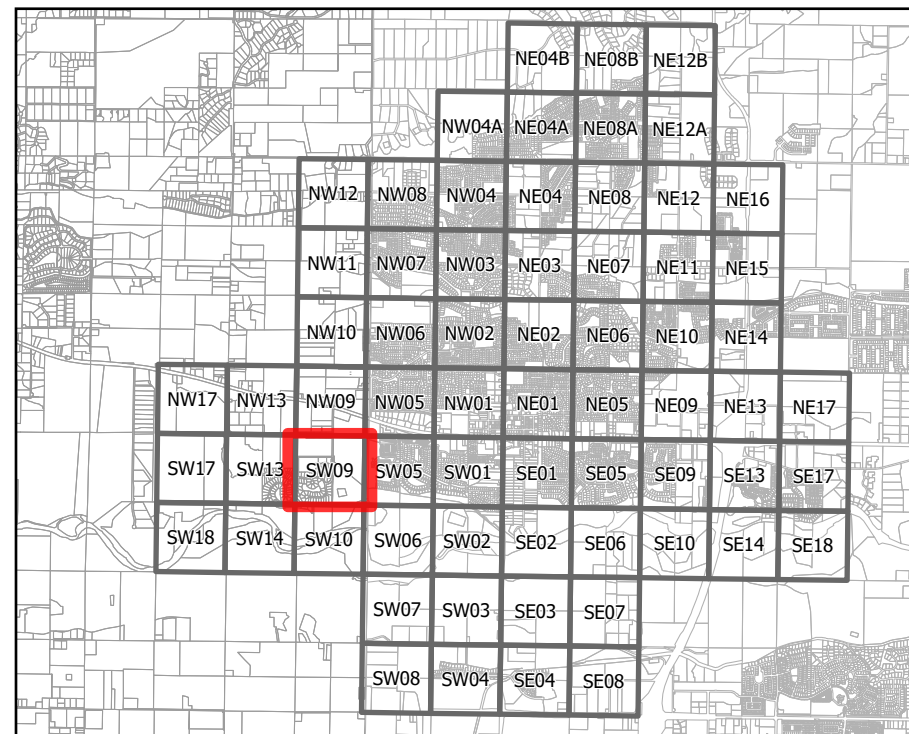
Pressure Sewer

- 3" Pressure (Dashed orange line)
- 6" Pressure (Dashed orange line)
- 8" Pressure (Dashed green line)
- 10" Pressure (Dashed blue line)
- 12" Pressure (Dashed orange line)
- 18" Pressure (Dashed dark green line)

Misc Sewer

- Lift Station (Green square with 'PS')
- Dewatering Well (Orange cross)
- High Voltage (Red triangle)
- Low Voltage (Orange triangle)
- Permit (Green diamond)
- Transfer (Green square with 'X')
- Sewer Taps (Green circle)
- Sewer Services (Brown circle)
- Sewer Laterals (Red line)

0 200 400 800 US Feet





Existing Sewer System Map

Legend

Gravity Sewer Mains

- 6"
- 8"
- 10"
- 12"
- 15"
- 18"
- 21"
- 24"

Sewer Manholes

- Manhole

- Air Valve
- Clean Out
- Sewer Valve
- Grease Interceptor

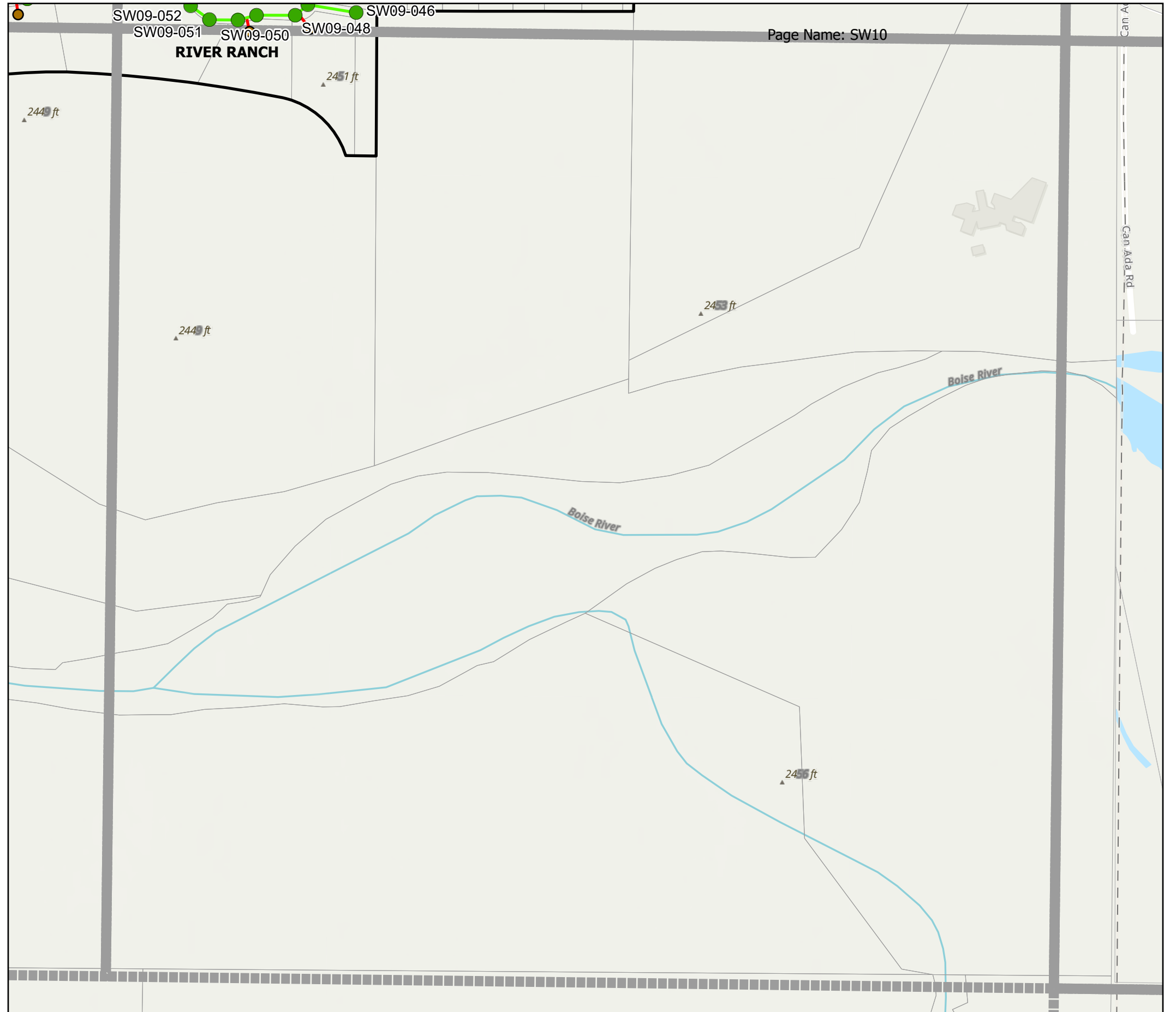
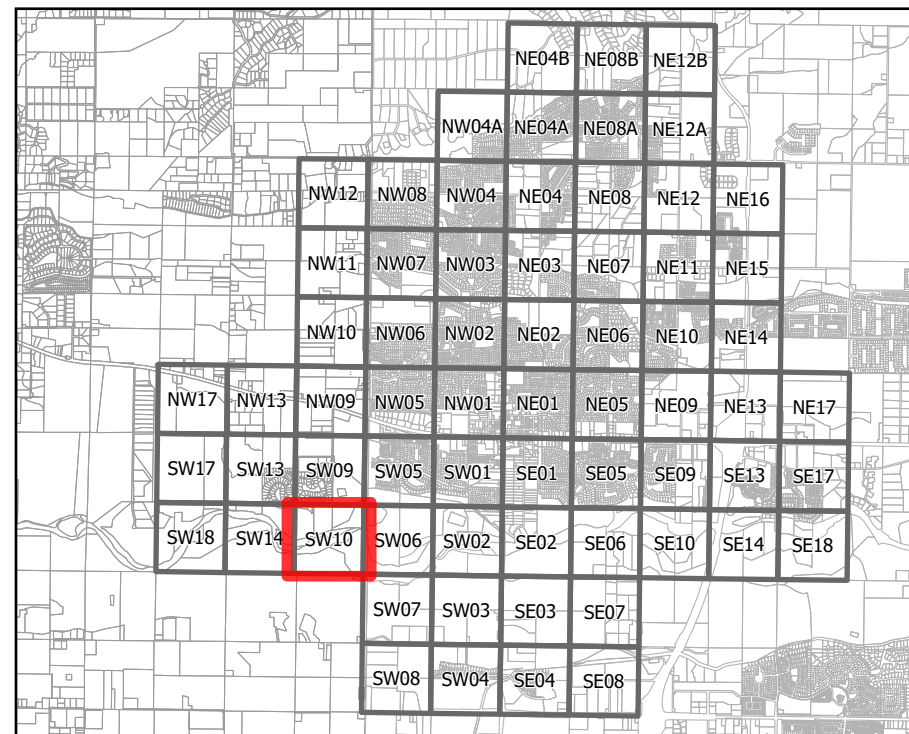
Pressure Sewer

- 3" Pressure
- 6" Pressure
- 8" Pressure
- 10" Pressure
- 12" Pressure
- 18" Pressure

Misc Sewer

- Lift Station
- Dewatering Well
- High Voltage
- Low Voltage
- Permit
- Transfer
- Sewer Taps
- Sewer Services
- Sewer Laterals

0 200 400 800 US Feet



Page Name: SW10



Existing Sewer System Map

Legend

Gravity Sewer Mains

- 6"
- 8"
- 10"
- 12"
- 15"
- 18"
- 21"
- 24"

Sewer Manholes

- Manhole

- Air Valve
- Clean Out
- Sewer Valve
- Grease Interceptor

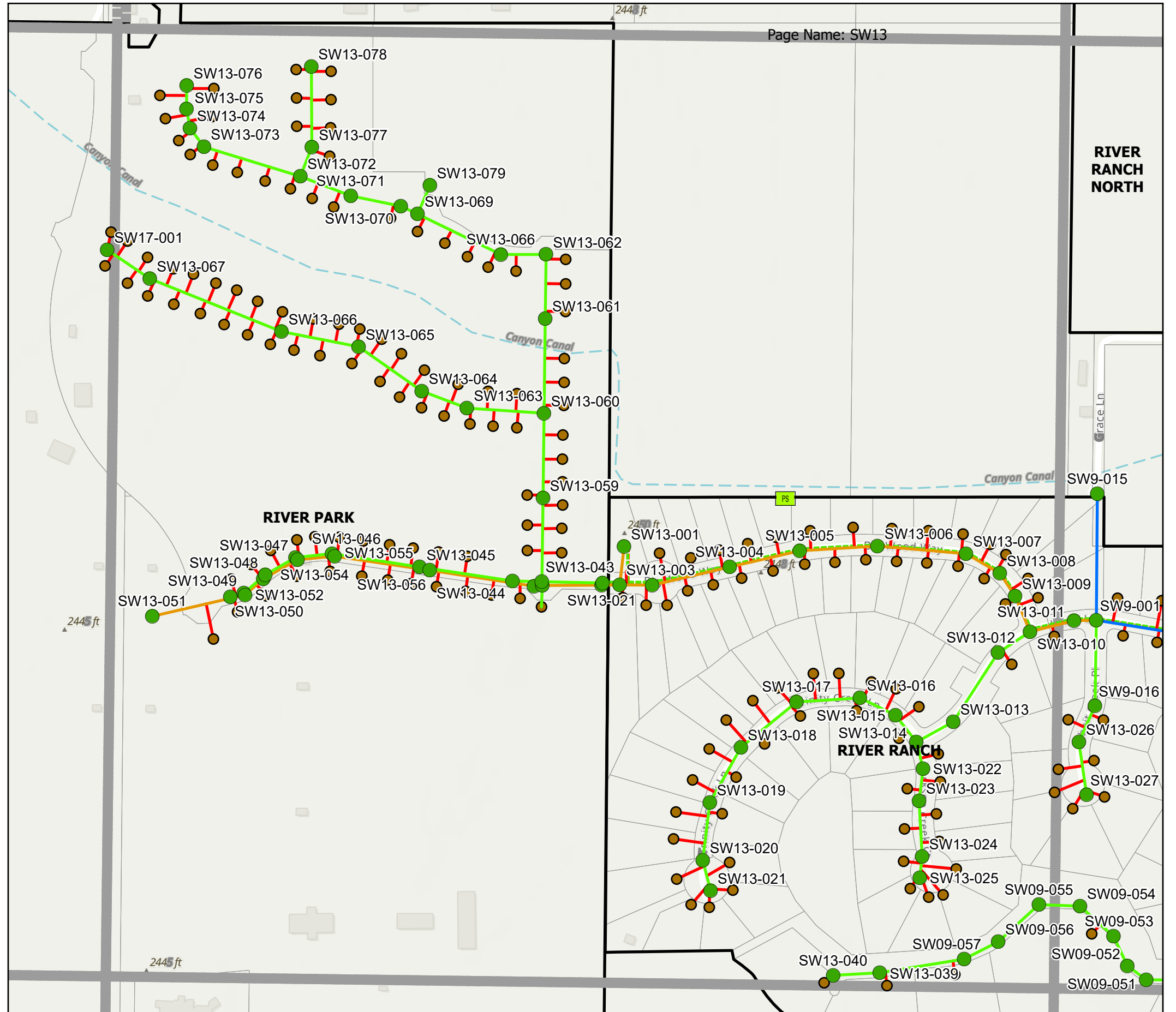
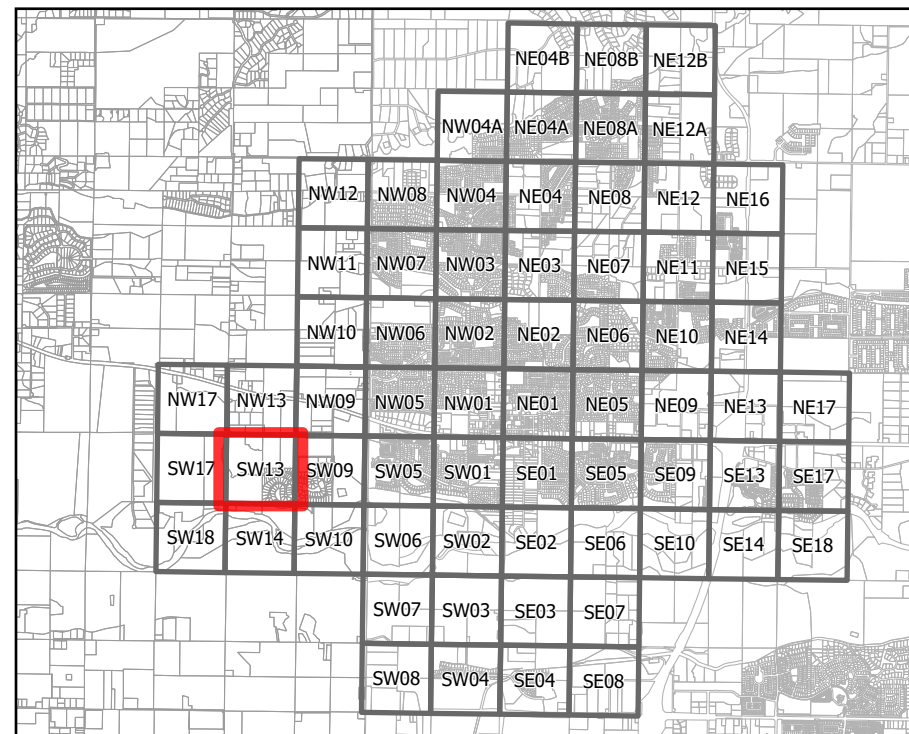
Pressure Sewer

- 3" Pressure
- 6" Pressure
- 8" Pressure
- 10" Pressure
- 12" Pressure
- 18" Pressure

Misc Sewer

- Lift Station
- Dewatering Well
- High Voltage
- Low Voltage
- Permit
- Transfer
- Sewer Taps
- Sewer Services
- Sewer Laterals

0 200 400 800 US Feet





Existing Sewer System Map

Legend

Gravity Sewer Mains

- 6"
- 8"
- 10"
- 12"
- 15"
- 18"
- 21"
- 24"

Sewer Manholes

- Manhole

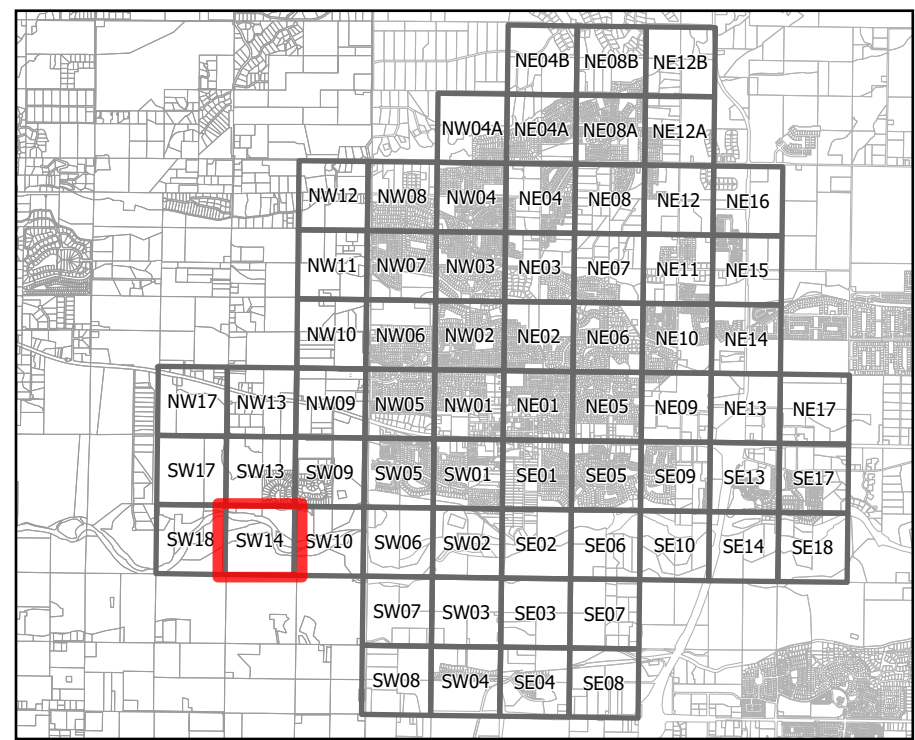
- Air Valve
- Clean Out
- Sewer Valve
- Grease Interceptor

Pressure Sewer

- 3" Pressure
- 6" Pressure
- 8" Pressure
- 10" Pressure
- 12" Pressure
- 18" Pressure

Misc Sewer

- Lift Station
- Dewatering Well
- High Voltage
- Low Voltage
- Permit
- Transfer
- Sewer Taps
- Sewer Services
- Sewer Laterals





Existing Sewer System Map

Legend

Gravity Sewer Mains

- 6"
- 8"
- 10"
- 12"
- 15"
- 18"
- 21"
- 24"

Sewer Manholes

- Manhole

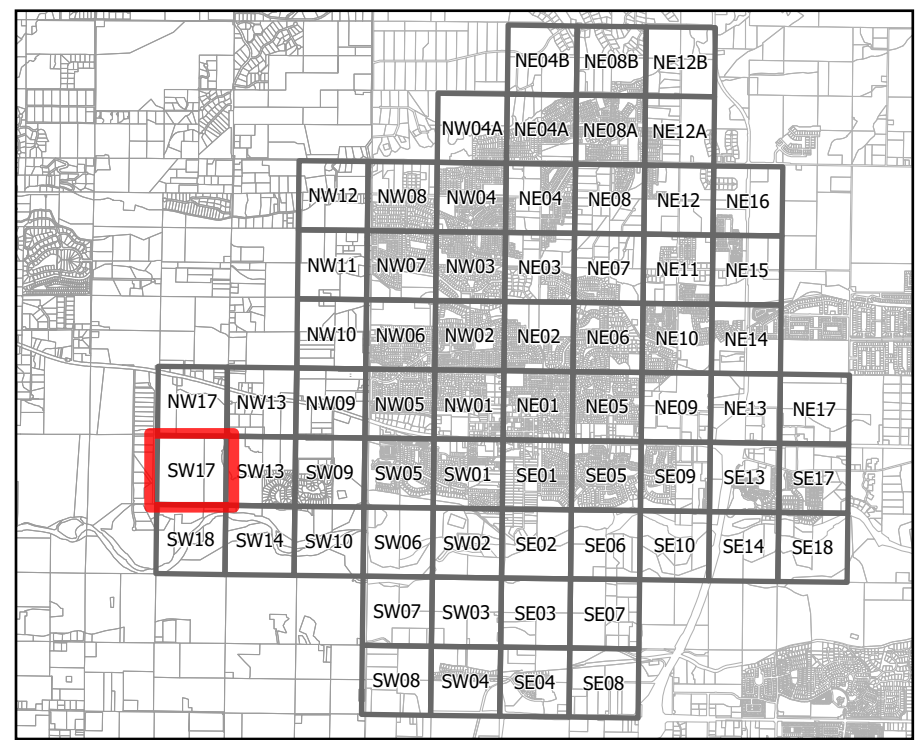
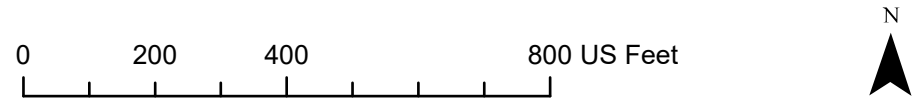
- Air Valve
- Clean Out
- Sewer Valve
- Grease Interceptor

Pressure Sewer

- 3" Pressure
- 6" Pressure
- 8" Pressure
- 10" Pressure
- 12" Pressure
- 18" Pressure

Misc Sewer

- Lift Station
- Dewatering Well
- High Voltage
- Low Voltage
- Permit
- Transfer
- Sewer Taps
- Sewer Services
- Sewer Laterals





Existing Sewer System Map

Legend

Gravity Sewer Mains

- 6"
- 8"
- 10"
- 12"
- 15"
- 18"
- 21"
- 24"

Sewer Manholes

- Manhole

- Air Valve
- Clean Out
- Sewer Valve
- Grease Interceptor

Pressure Sewer

- 3" Pressure
- 6" Pressure
- 8" Pressure
- 10" Pressure
- 12" Pressure
- 18" Pressure

Misc Sewer

- Lift Station
- Dewatering Well
- High Voltage
- Low Voltage
- Permit
- Transfer
- Sewer Taps
- Sewer Services
- Sewer Laterals

